Fusion Kit:
20' X 20' - Kit 10

TEMPLATE @ 1/4 SIZE

Graphic A
(4) prints to make (1) double sided structure
Graphic A (Outside Panels)
Total Graphic Area: 321.95"w X 58"h
Total Finished Area: 311.95"w X 48"h
Graphic A (Inside Panels)
Total Graphic Area: 315.68"w X 58"h
Total Visual Area: 305.68"w X 48"h

Graphic B, C, D and E
(3) prints create (1) structure
Graphic B, C, D and E (Side Panels)
Total Graphic Area: 66.5"w x 124"h
Total Finished Area: 62.5"w x 120"h
Graphic B, C, D and E (Back Panel)
Total Graphic Area: 39.5"w x 124"h
Total Finished Area: 35.5"w x 120"h

Graphic F
(2) prints create (1) double sided structure
Graphic F (Inside Panel)
Total graphic area: 173.7"w x 92.144"h
Total visual area: 163.7"w x 82.144"h
Graphic F (Outside Panel)
Total graphic area: 181.4"w x 92.144"h
Total visual area: 171.4"w x 82.144"h

Graphic G
(2) prints create (1) double sided structure
Total Graphic Area: 34"w x 40"h
Total Finished Area: 30"w x 36"

Please be sure to include 5" bleed around the perimeter of graphic A and F and 2" bleed around the perimeter of graphic B, C, D, E and F.

Please consider obstructions when designing your graphics.

General Art Guidelines:

- CMYK Color Mode
- All Solid Coated Pantone colors should be called out in the art as spot colors
- Embed all images and support files
- Resolution must be 400-480 ppi at 1/4 size, 100-120 ppi at full size
- All fonts must be created to outlines
- Do not scale artboard
- Background color/images must bleed to the edge of artboard
- Do not use spot colors from template in your artwork as they will not print

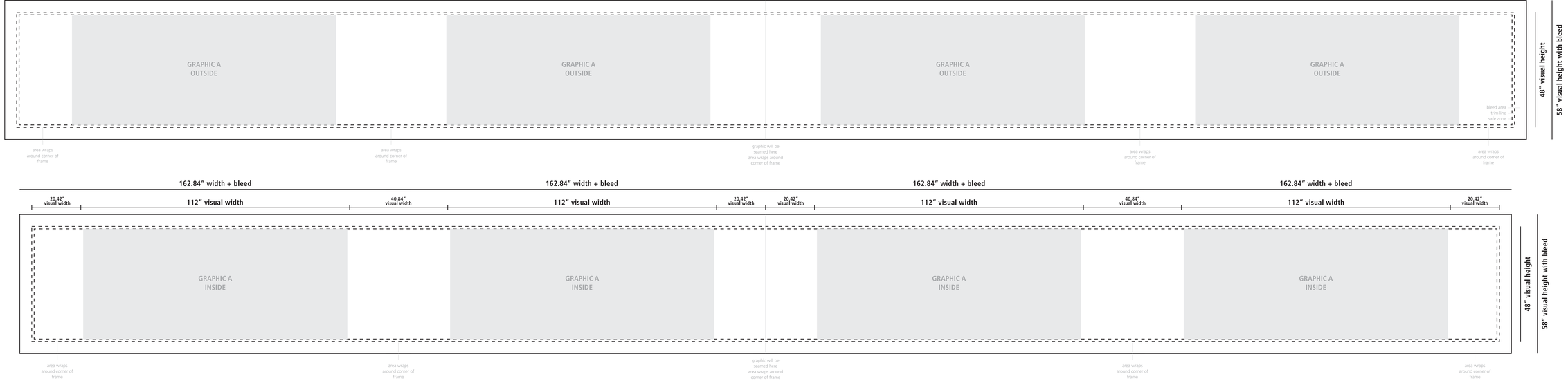

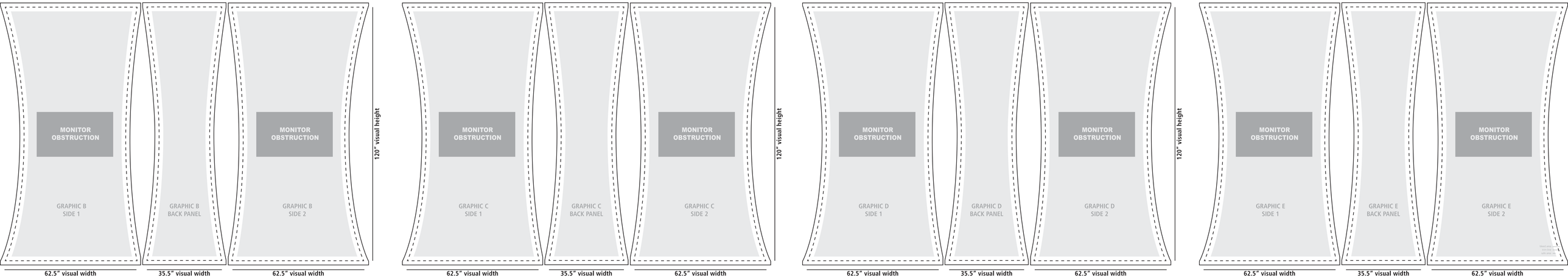

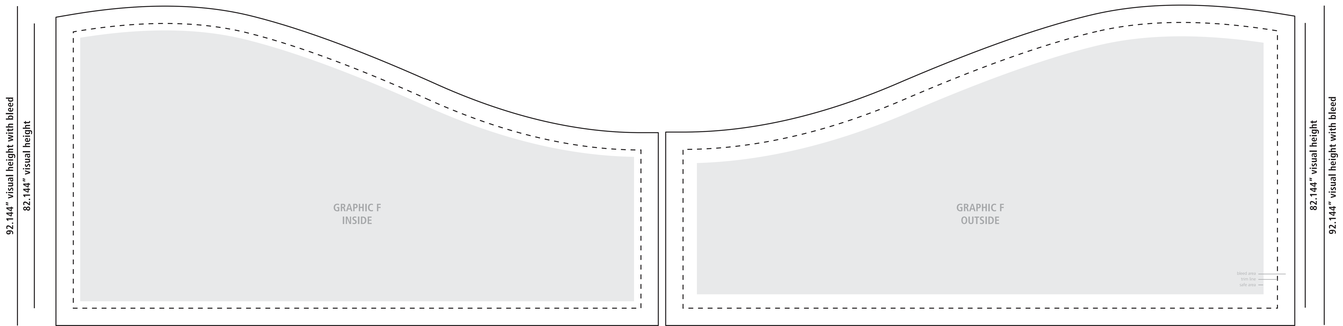

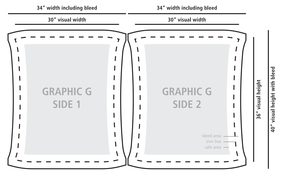

GRAPHIC A
OUTSIDE

GRAPHIC A
OUTSIDE

GRAPHIC A
OUTSIDE

GRAPHIC A
OUTSIDE

bleed area
trim line
safe zone

GRAPHIC A
INSIDE

GRAPHIC A
INSIDE

GRAPHIC A
INSIDE

GRAPHIC A
INSIDE

MONITOR OBSTRUCTION

GRAPHIC B
SIDE 1

GRAPHIC B
BACK PANEL

MONITOR OBSTRUCTION

GRAPHIC B
SIDE 2

MONITOR OBSTRUCTION

GRAPHIC C
SIDE 1

GRAPHIC C
BACK PANEL

MONITOR OBSTRUCTION

GRAPHIC C
SIDE 2

MONITOR OBSTRUCTION

GRAPHIC D
SIDE 1

GRAPHIC D
BACK PANEL

MONITOR OBSTRUCTION

GRAPHIC D
SIDE 2

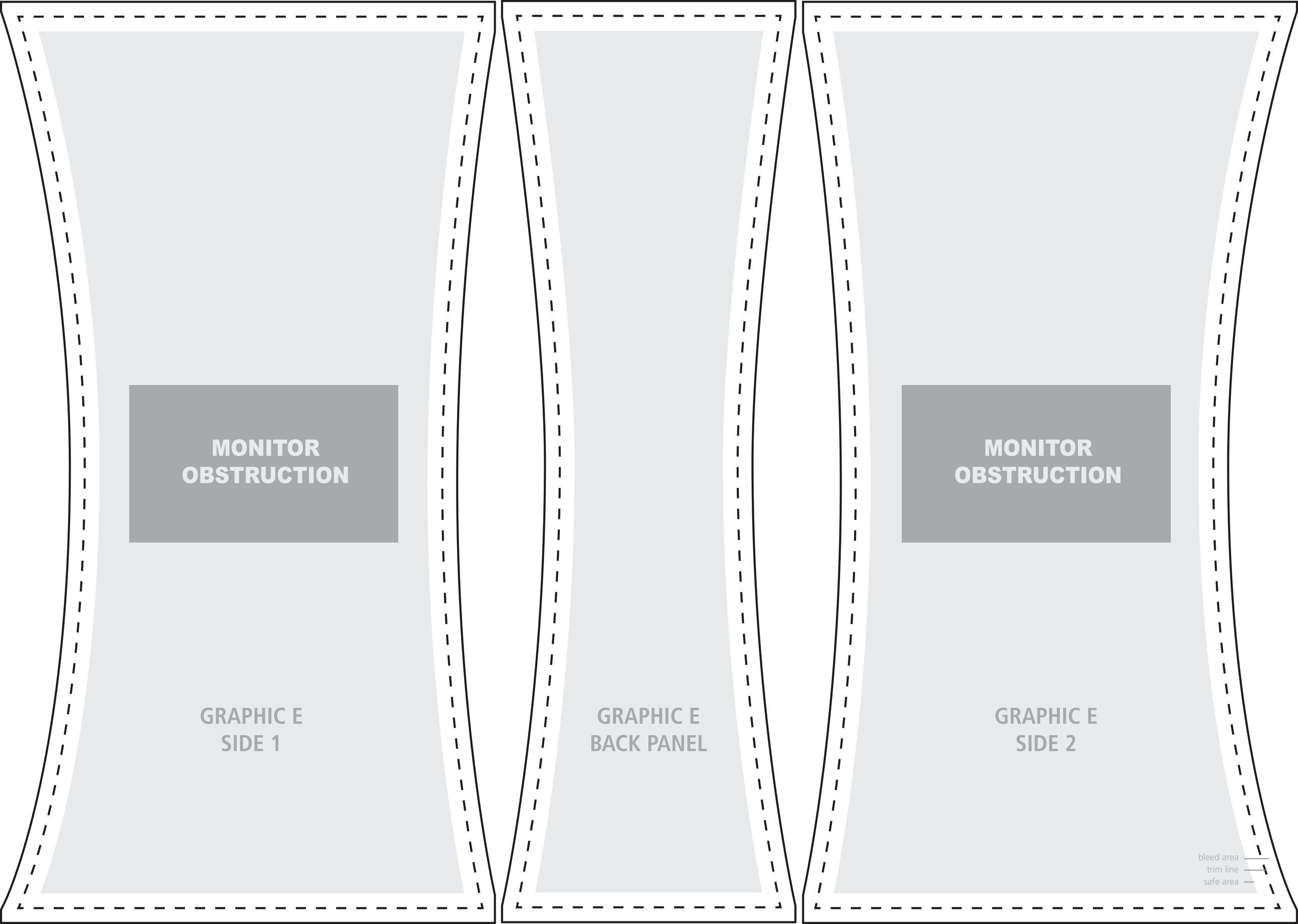
MONITOR OBSTRUCTION
GRAPHIC E SIDE 1
GRAPHIC E BACK PANEL
MONITOR OBSTRUCTION
GRAPHIC E SIDE 2
bleed area
trim line
safe area

GRAPHIC F
INSIDE

GRAPHIC F
OUTSIDE

bleed area
trim line
safe area

GRAPHIC G
SIDE 1

GRAPHIC G
SIDE 2

bleed area
trim line
safe area