

XClaim™

Twenty nine XClaim™ fabric popup display sizes and configurations are available.

XClaim is a versatile stretch fabric popup display system. Add dimension to your event or tradeshow with unique, exciting graphic styles. XClaim is easy to setup, is lightweight and portable. The collapsible popup frame is fully magnetic (with magnetic linking connectors), making it simple to assemble and disassemble. Stretch fabric graphics come pre-attached to the frame, making assembly easy and fast. Graphics adhere to the hubs using push-fit attachment technology. Kits come with graphics, frame and drawstring carry bag. Kits are available in 29 configurations.



Stretch push-fit fabric graphics come **pre-attached** to collapsible frame

We are continually improving and modifying our product range and reserve the right to vary the specifications without prior notice. All dimensions and weights quoted are approximate and we accept no responsibility for variance. E&OE. See Graphic Templates for graphic bleed specifications.

features and benefits:

- NEW fabric popup display system
- Collapsible frame uses magnetic locking arms to remain standing
- Pre-attached stretch fabric graphics make set-up fast & easy
- Push-fit graphic connection technology
- 7 frame sizes and a variety of graphic styles to select from
- Optional lighting solution LUM-200 or LUM-LED-200 available (excluding Pyramid kits)
- Lifetime limited hardware warranty against manufacturer defects
- Comes in a drawstring carry bag

dimensions:

Hardware	Shipping
Assembled unit: Tabletop/2x2: 59.11" w x 59.42" h x 12.8" d 1501.37mm(w) x 1509.37mm(h) x 325mm(d)	Shipping dimensions: Tabletop/2x2: 34.25" l x 10.24" w x 7.78" h 870mm(l) x 260mm(w) x 200mm(h)
1x3: 30.30" w x 88.23" h x 12.8" d 769.68mm(w) x 2241.06mm(h) x 325mm(d)	1x3: 34.25" l x 10.24" w x 7.78" h 870mm(l) x 260mm(w) x 200mm(h)
2x3: 59.11" w x 88.23" h x 12.8" h 1501.37mm(w) x 2241.06mm(h) x 325mm(d)	2x3: 34.25" l x 10.24" w x 7.78" h 870mm(l) x 260mm(w) x 200mm(h)
3x3: 87.92" w x 88.23" h x 12.8" d 2233.06mm(w) x 2241.0mm(h) x 325mm(d)	3x3: 34.25" l x 10.24" w x 9.84" h 870mm(l) x 260mm(w) x 250mm(h)
4x3: 116.72" w x 88.23" h x 12.8" d 2964.75mm(w) x 2241.06mm(h) x 325mm(d)	4x3: 34.25" l x 12.2" w x 12.2" h 870mm(l) x 310mm(w) x 310mm(h)
3-Quad: 83.51" w x 63.14" h x 12.8" d 2121.17mm(w) x 1603.78mm(h) x 325mm(d)	3-Quad: 34.25" l x 10.24" w x 7.78" h 870mm(l) x 260mm(w) x 200mm(h)
6-Quad: 124.25" w x 83.51" h x 12.8" d 3155.93mm(w) x 2121.17mm(h) x 325mm(d)	6-Quad: 34.25" l x 10.24" w x 9.84" h 870mm(l) x 260mm(w) x 250mm(h)
10-Quad: 164.99" w x 103.88" h x 12.8" d 4190.69mm(w) x 2638.55mm(h) x 325mm(d)	10-Quad: 34.25" l x 12.2" w x 12.2" h 870mm(l) x 310mm(w) x 310mm(h)
Graphics	Approximate shipping weight (includes hardware and carry bag only): Tabletop/2x2: 7.5 lbs / 3.4 kgs 1x3: 6.7 lbs / 3.02 kgs 2x3: 9.7 lbs / 4.4 kgs 3x3: 13.12 lbs / 5.95 kgs 4x3: 17.15 lbs / 7.78 kgs 3-Quad: 6.6 lbs / 3 kgs 6-Quad: 10.58 lbs / 4.8 kgs 10-Quad: 15.9 lbs / 7.22 kgs
See graphic templates for graphic sizes. Please be sure to include a 2" bleed around perimeter. Refer to related graphic template for more information.	additional information: - OCP shipping case available as optional upgrade - Optional lighting solution LUM-200 or LUM-LED-200 available (excluding Pyramid kits)


SETUP:



Remove unit from bag and place on a flat, clean surface. Review the frame and notice where top hubs (with light clips) are located. 1



Pull the frame up and out from the corners until fully expanded. 2



With frame fully extended, align and snap all magnetic locking arms into place. 3



Unit is complete. 4

GRAPHIC RE-ATTACHMENT:



To re-attach graphics, twist hub cap off and push silicone-edge into designated hub corner (noted on graphic style page). 5



Twist cap onto hub to cover silicone-edge. 6



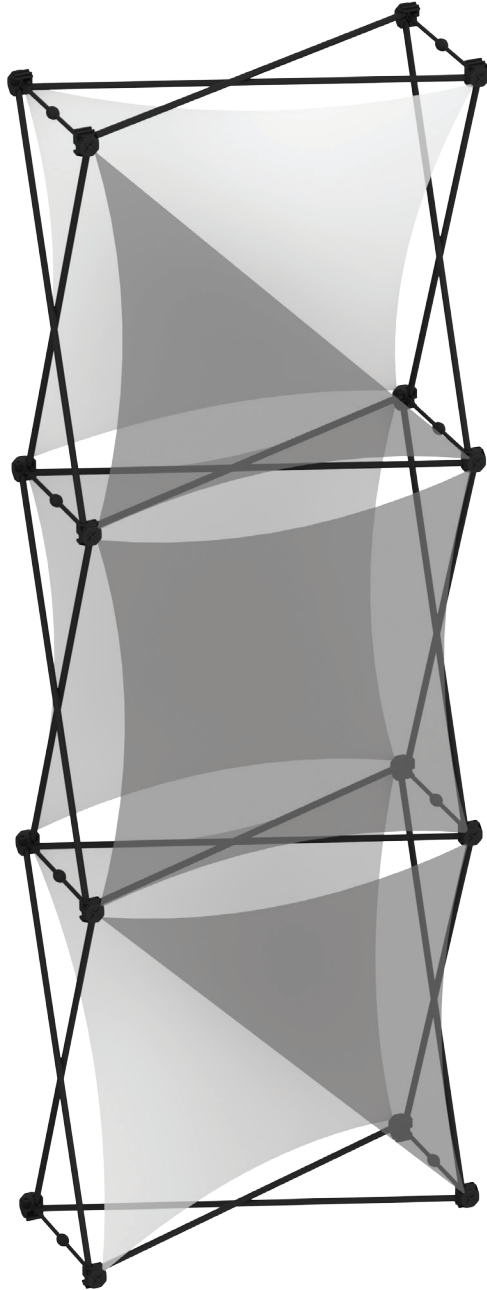
Repeat steps as necessary to re-attach graphics. 7

*Graphics come pre-attached to the frame. To re-attach graphics to frame follow the graphics style specific to the unit purchased.

*See graphic templates for graphic sizes.

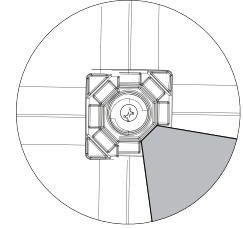
XClaim 1x3 Kit 04 Display Graphic Style

IMPORTANT: Take a moment to review your display to understand front and rear connection points on the graphic styles in this kit. Typical graphic connections are shown to the right.

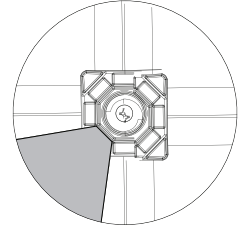


GRAPHIC CONNECTIONS

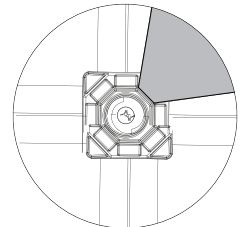
Graphic Top
Left Corner



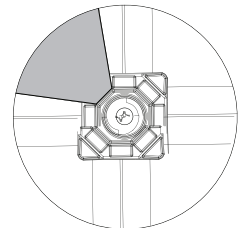
Graphic Top
Right Corner



Graphic Bottom
Left Corner



Graphic Bottom
Right Corner



XClaim Displays



XCLM-2X2-K1



XCLM-2X2-K2



XCLM-2X2-K3



XCLM-2X2-K4



XCLM-1X3-K1



XCLM-1X3-K2



XCLM-1X3-K3



XCLM-1X3-K4




XCLM-2X3-K1



XCLM-2X3-K2



XCLM-3X3-K1



XCLM-3X3-K2



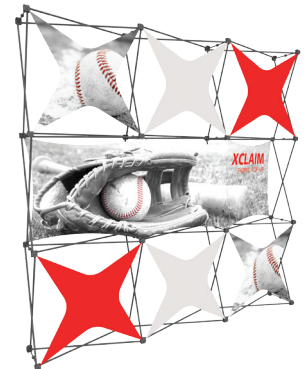
XCLM-3X3-K3



XCLM-3X3-K4



XCLM-3X3-K5



XCLM-3X3-K6

XCLAIM Displays



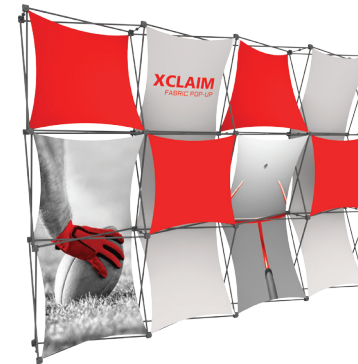
XCLM-4X3-K1




XCLM-4X3-K2



XCLM-4X3-K3



XCLM-4X3-K4




XCLM-4X3-K5



XCLM-4X3-K6



XCLM-3QP-K1



XCLM-3QP-K2



XCLM-6QP-K1



XCLM-6QP-K2



XCLM-10QP-K1



XCLM-10QP-K2



XCLM-10QP-K3