



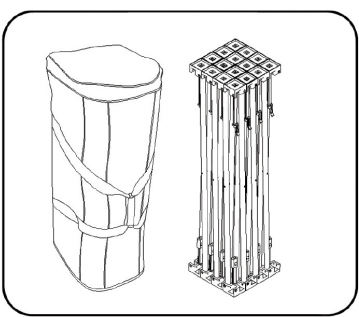
POP UP DISPLAYS

ONE CHOICE - 8 FT. FABRIC POP UP DISPLAY
PRODUCT CODE: OC-RPL3X3STRGNE1

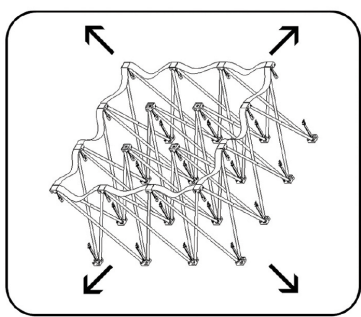
INSTRUCTIONS

Frame Assembly

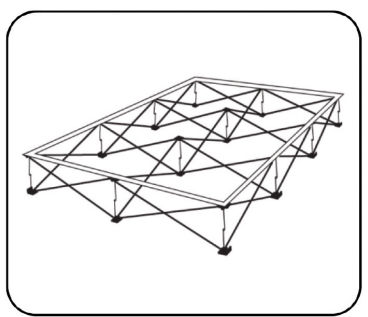
1. Remove frame from bag.



2. Expand frame by pulling outward.

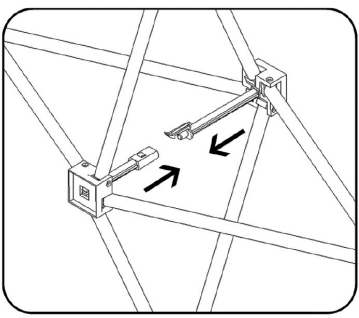


3. Make sure hook strips are facing up.

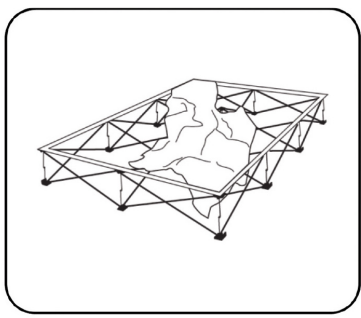


Graphic Installation

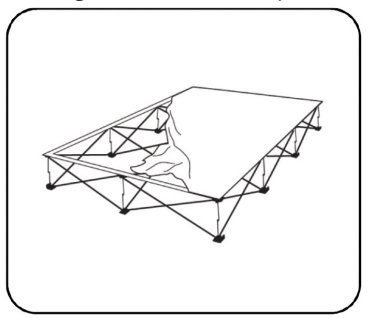
4. Push together all locks on frame to connect.




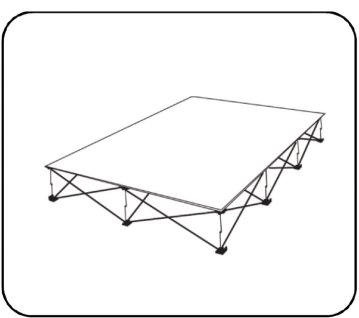
5. Starting at one corner, attach loop on the graphic to hook on the frame.



6. Attach the rest of the graphic by working your way around the frame. Make sure graphic is pulled taut while attaching the hook and loop.



7. If needed, adjust graphic for maximum tautness.



Scan QR Code To View More Resources.