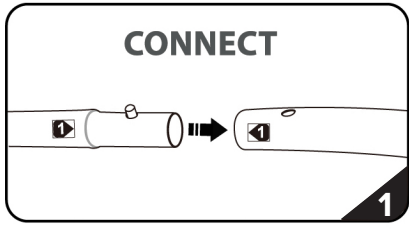




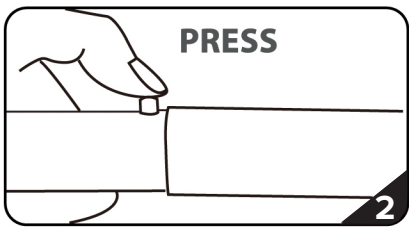
FABRIC DISPLAYS

ONE CHOICE - 2 FT. FABRIC DISPLAY
 PRODUCT CODE: OC-FB-24X90G1 & OC-FB-24X90G2

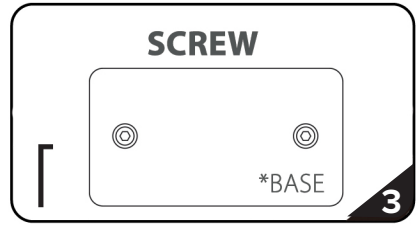
INSTRUCTIONS



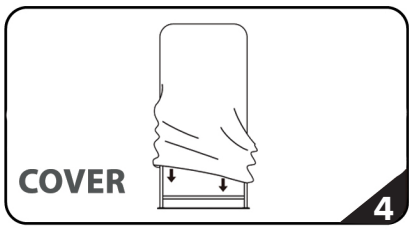
Connect numbered tubes together.



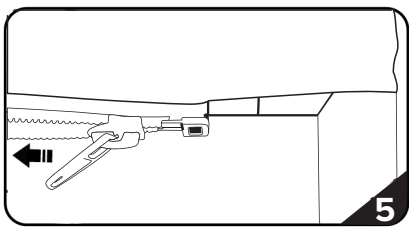
Snap tubes together.



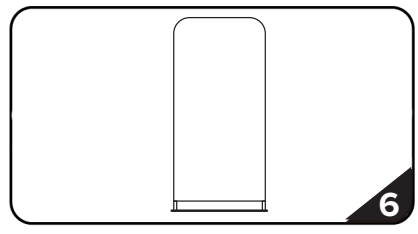
Screw base to tubes with threaded bottom.



Cover frame with fabric graphic.



Zip underneath the bottom tube.



Stand complete.



To assemble, secure the longest vertical pole onto the back steel base using the included allen wrench. Add the bottom horizontal support pole and secure. Snap on the remaining vertical poles, then top frame with curved bar to complete. Tilt or lay down frame to swiftly drape with the pillowcase graphic. Using the industrial-size-zipper, zip underneath the bottom tube, maximizing fabric tension. And zip closed.