

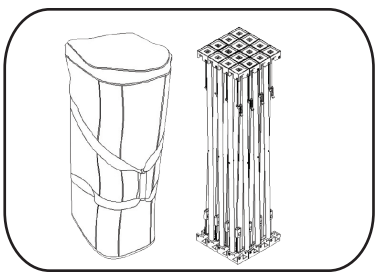


POP UP DISPLAYS

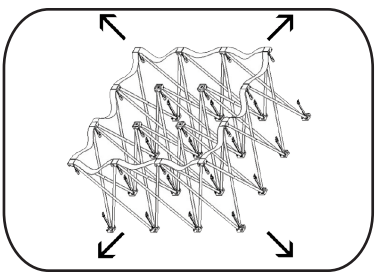
ONE CHOICE - 10 FT. FABRIC POP UP DISPLAY
PRODUCT CODE: OC-RPL4X3STRGNE1

INSTRUCTIONS

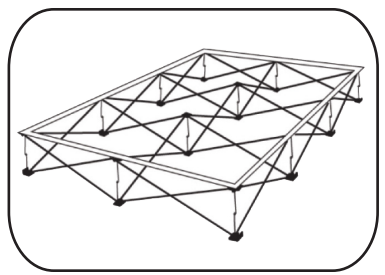
1 Remove frame from bag.



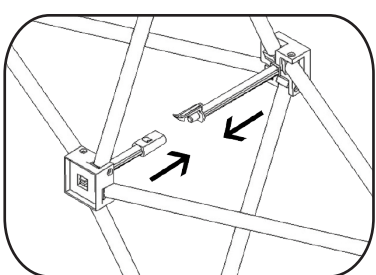
2 Expand frame by pulling outward.



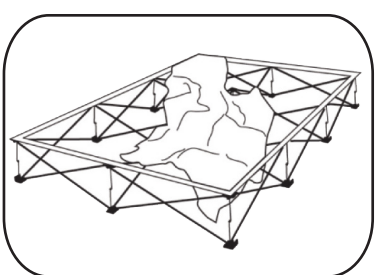
3 Make sure hook strips are facing up.



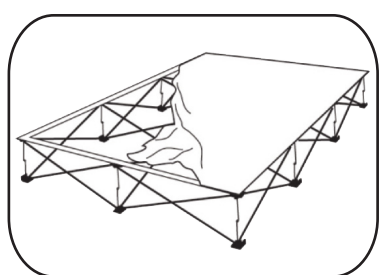
4 Push together all locks on frame to connect.




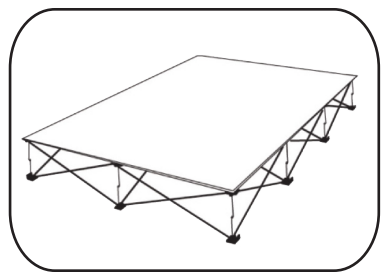
5 Starting at one corner, attach loop on the graphic to hook on the frame.



6 Attach the rest of the graphic by working your way around the frame. Make sure graphic is pulled taut while attaching the hook and loop.



7 If needed, adjust graphic for maximum tautness.



Scan QR Code To View More Resources.