


Formulate 8' Cylinder Tower

CYL-03

Mix and match the Formulate™ line of towers to add architecture and drama to any event or interior space. Cylinder-shaped towers come in 12ft, 10ft and 8ft heights and 3ft diameters at the top and bottom. They combine the latest developments in fabric printed technology with aluminum tube frames to add dimension, decor and sculpture to any event, stage set, tradeshow booth or interior space. Formulate towers accommodate internal LED lighting to create a glowing effect.



features and benefits:

- State-of-the-art 30mm aluminum tube frame with snap button assembly
- Easy to store and ship
- Quick to set up
- Kit includes: one frame, one dye-sublimated zipper pillowcase graphic, and one wheeled molded OCL storage case
- Lifetime hardware warranty against manufacturer defects

dimensions:

Hardware	Graphic
<p>Assembled unit: 36" dia x 96" h 914mm(dia) x 2438mm(h)</p> <p>Approximate weight (includes graphic): 29.4 lbs / 13.3 kg</p>	<p>Total visual area: 56.52" w x 96" h, two prints 1436mm(w) x 3658mm(h)</p> <p>Please be sure to include 5" bleed around the perimeter.</p> <p>Refer to related graphic template for more information.</p>
<p>Shipping</p> <p>Shipping dimensions: One OCL case: 19" l x 19" w x 56" h 483mm(l) x 483mm(w) x 1422mm(h)</p> <p>Approximate shipping weight (with case): 49.4 lbs / 22.4 kg</p>	<p>Visit: www.exhibitors-handbook.com/graphic-templates</p>

additional information:

Graphic material:
dye-sublimated zipper pillowcase graphic with opaque liner

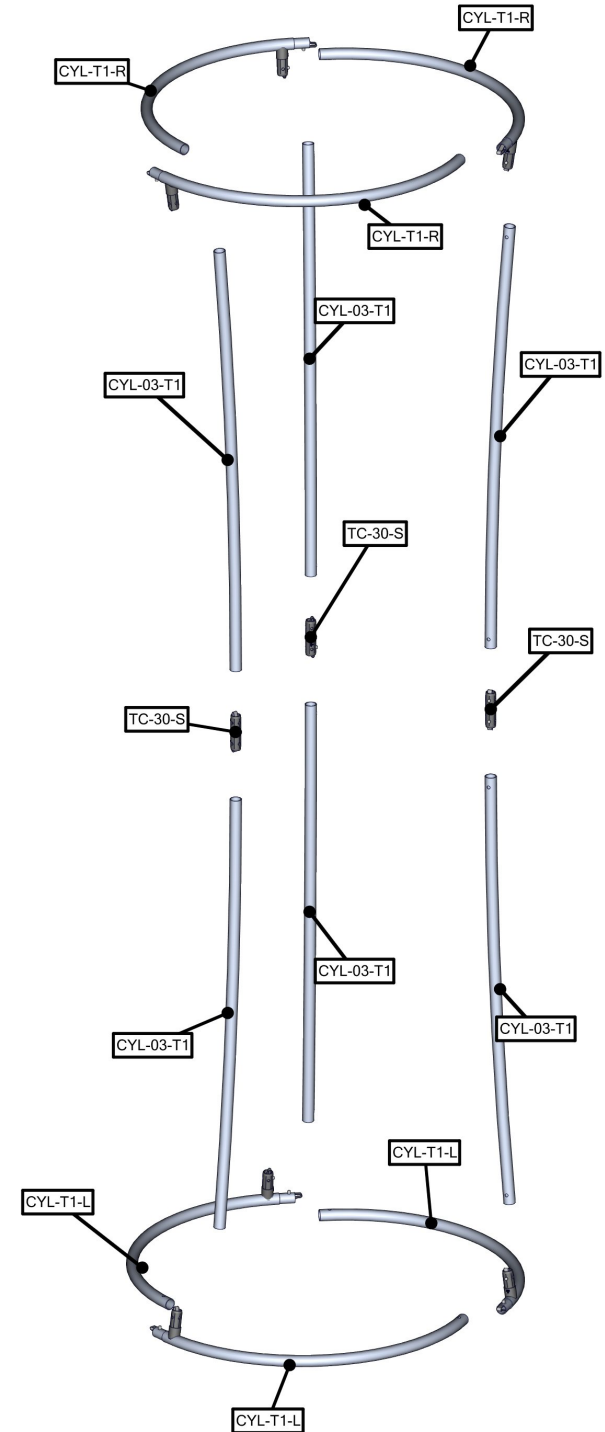



www.display-setup-animations.com

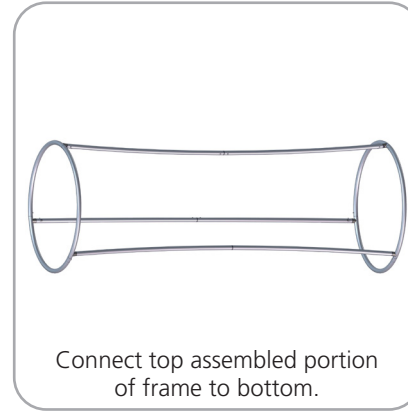
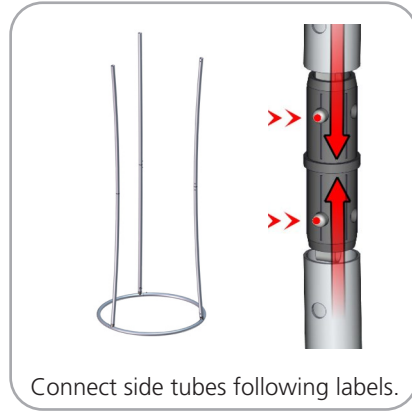
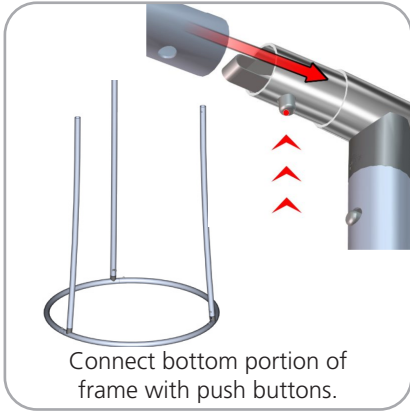
We are continually improving and modifying our product range and reserve the right to vary the specifications without prior notice. All dimensions and weights quoted are approximate and we accept no responsibility for variance. E&OE. See Graphic Templates for graphic bleed specifications.

Parts Included

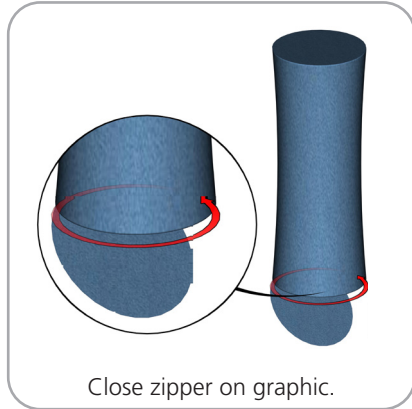
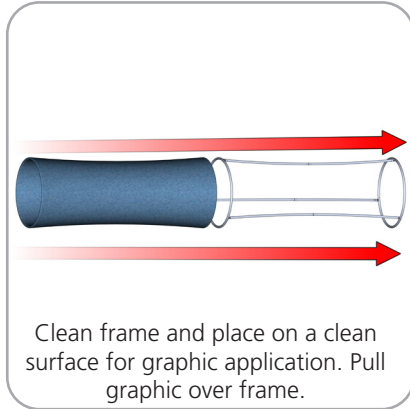
Part Label	Qty	Part Code
R13015MM X 30MM CURVED TUBE	x6	CYL-03-T2
8' GRAPHIC PILLOWCASE	x1	CYL-03-G
R442MM X 30MM CURVED TUBE WITH SWAGED END AND PART C LEFT SIDE	x3	CYL-T1-R
R442MM X 30MM CURVED TUBE WITH SWAGED END AND PART C RIGHT SIDE	x3	CYL-T1-L
INLINE CONNECTOR FOR 30MM TUBING	x3	TC-30-S



STEP 1: ASSEMBLE FRAME




STEP 2: ATTACH GRAPHIC



Check out these related products:

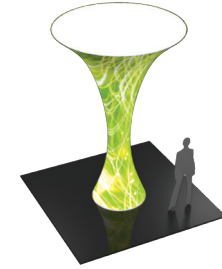
The Formulate line is a collection of stylish, ergonomically designed tabletop, 8ft, 10ft, 20ft exhibits, hanging structures, and display accessories. Formulate combines state-of-the-art zipper pillowcase dye-sublimated fabric coverings with a premium lightweight aluminum structure. Formulate is efficient, easy to assemble and disassemble, and offers remarkable style options and choices.



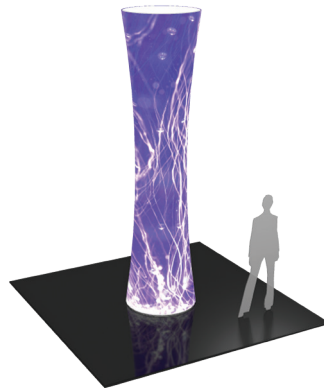
Formulate 20ft Funnel




Formulate 16ft Funnel




Formulate 12ft Funnel




Formulate 20ft Cylinder




Formulate 10ft Cylinder



Formulate 12ft Column



Formulate 10ft Column



Formulate 8ft Column