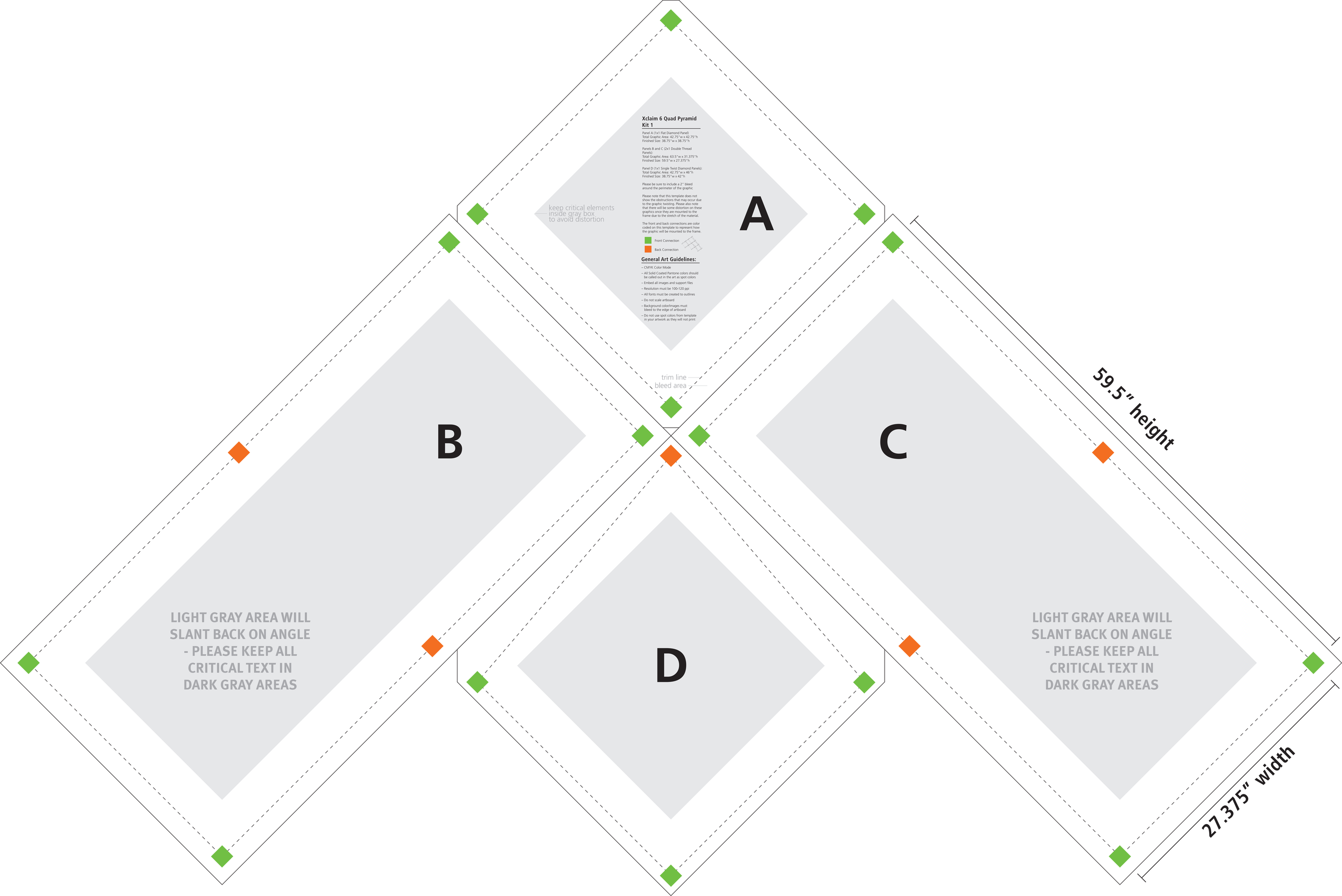
Xclaim 6 Quad Pyramid Kit 1
Panel A (1x1 Flat Diamond Panel):
Total Graphic Area: 42.75"w x 42.75"h
Finished Size: 38.75"w x 38.75"h
Panels B and C (2x1 Double Thread Panels):
Total Graphic Area: 63.5"w x 31.375"h
Finished Size: 59.5"w x 27.375"h
Panel D (1x1 Single Twist Diamond Panels):
Total Graphic Area: 42.75"w x 46"h
Finished Size: 38.75"w x 42"h
Please be sure to include a 2" bleed around the perimeter of the graphic
Please note that this template does not show the obstructions that may occur due to the graphic twisting. Please also note that there will be some distortion on these graphics once they are mounted to the frame due to the stretch of the material.
The front and back connections are color coded on this template to represent how the graphic will be mounted to the frame.
Front Connection
Back Connection
General Art Guidelines:
– CMYK Color Mode
– All Solid Coated Pantone colors should be called out in the art as spot colors
– Embed all images and support files
– Resolution must be 100-120 ppi
– All fonts must be created to outlines
– Do not scale artboard
– Background color/images must bleed to the edge of artboard
– Do not use spot colors from template in your artwork as they will not print
keep critical elements inside gray box to avoid distortion
A
trim line
bleed area
B
C
D
LIGHT GRAY AREA WILL SLANT BACK ON ANGLE - PLEASE KEEP ALL CRITICAL TEXT IN DARK GRAY AREAS
LIGHT GRAY AREA WILL SLANT BACK ON ANGLE - PLEASE KEEP ALL CRITICAL TEXT IN DARK GRAY AREAS
59.5" height
27.375" width

Xclaim 6 Quad Pyramid Kit 1

Panel A (1x1 Flat Diamond Panel)
Total Graphic Area: 42.75”w x 42.75”h
Finished Size: 38.75”w x 38.75”h

Panels B and C (2x1 Double Thread Panels):
Total Graphic Area: 63.5”w x 31.375”h
Finished Size: 59.5”w x 27.375”h

Panel D (1x1 Single Twist Diamond Panels):
Total Graphic Area: 42.75”w x 46”h
Finished Size: 38.75”w x 42”h

Please be sure to include a 2” bleed around the perimeter of the graphic

Please note that this template does not show the obstructions that may occur due to the graphic twisting. Please also note that there will be some distortion on these graphics once they are mounted to the frame due to the stretch of the material.

The front and back connections are color coded on this template to represent how the graphic will be mounted to the frame.

Front Connection

Back Connection

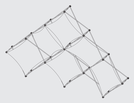

General Art Guidelines:

- CMYK Color Mode
- All Solid Coated Pantone colors should be called out in the art as spot colors
- Embed all images and support files
- Resolution must be 100-120 ppi
- All fonts must be created to outlines
- Do not scale artboard
- Background color/images must bleed to the edge of artboard
- Do not use spot colors from template in your artwork as they will not print

A

keep critical elements inside gray box to avoid distortion

trim line

bleed area

inside gray box
to avoid distortion

frame due to the st

The front and back c
coded on this templa
the graphic will be m

Front Conne

Back Conne

General Art C

– CMYK Color Mode

– All Solid Coated Pa
be called out in the

– Embed all images a

– Resolution must be

– All fonts must be cr

– Do not scale artboa

– Background color/i
bleed to the edge c

– Do not use spot col
in your artwork as t

trim
bleed

B

LIGHT GRAY AREA WILL
SLANT BACK ON ANGLE
- PLEASE KEEP ALL
CRITICAL TEXT IN
DARK GRAY AREAS

D

etch of the material.

connections are color
ate to represent how
mounted to the frame.

ection

ection

Guidelines:

ntone colors should
art as spot colors

nd support files

100-120 ppi

reated to outlines

rd

mages must
of artboard

lors from template
they will not print

m line

l area

A

C

D

59.5" height

27.375" width
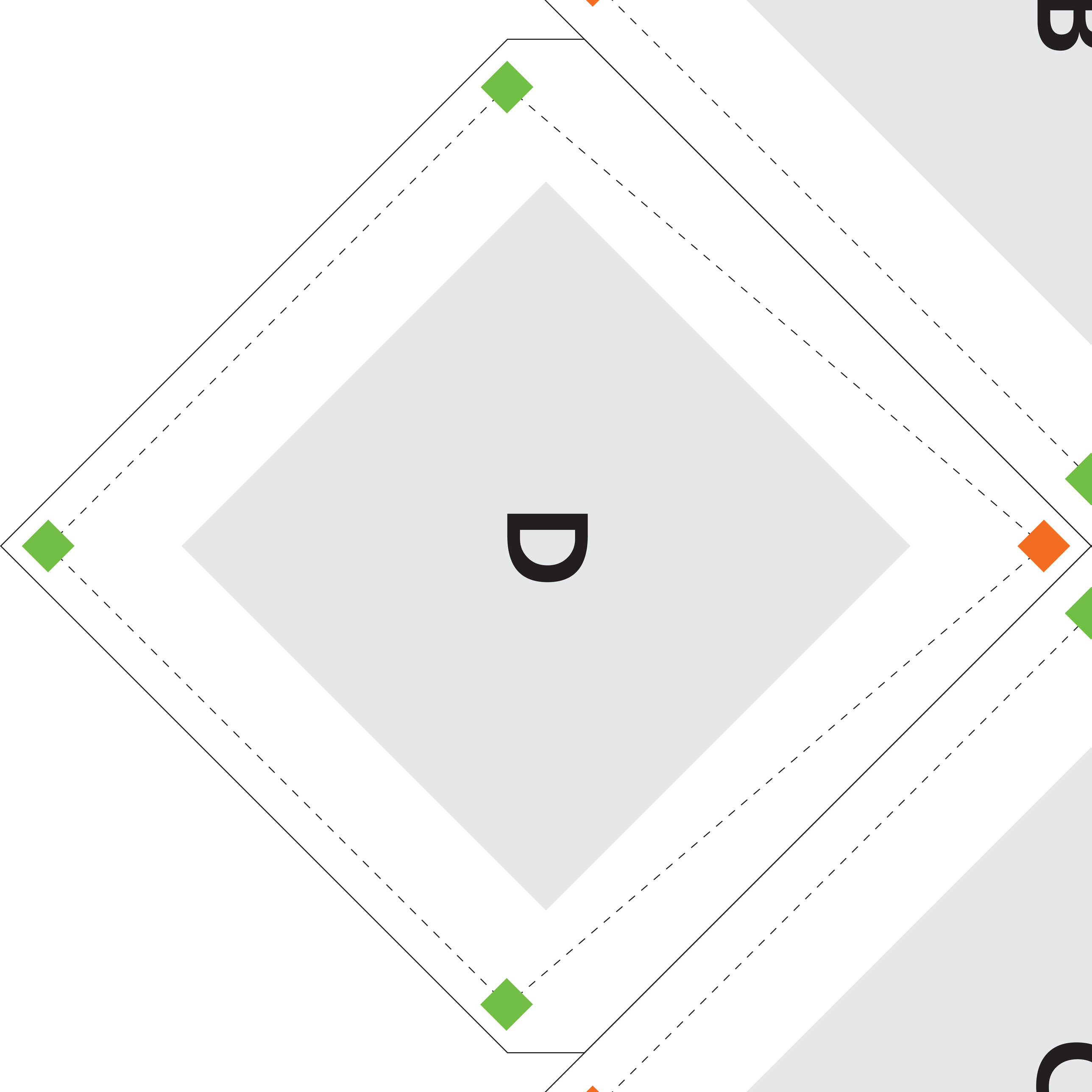
LIGHT GRAY AREA WILL
SLANT BACK ON ANGLE
- PLEASE KEEP ALL
CRITICAL TEXT IN
DARK GRAY AREAS