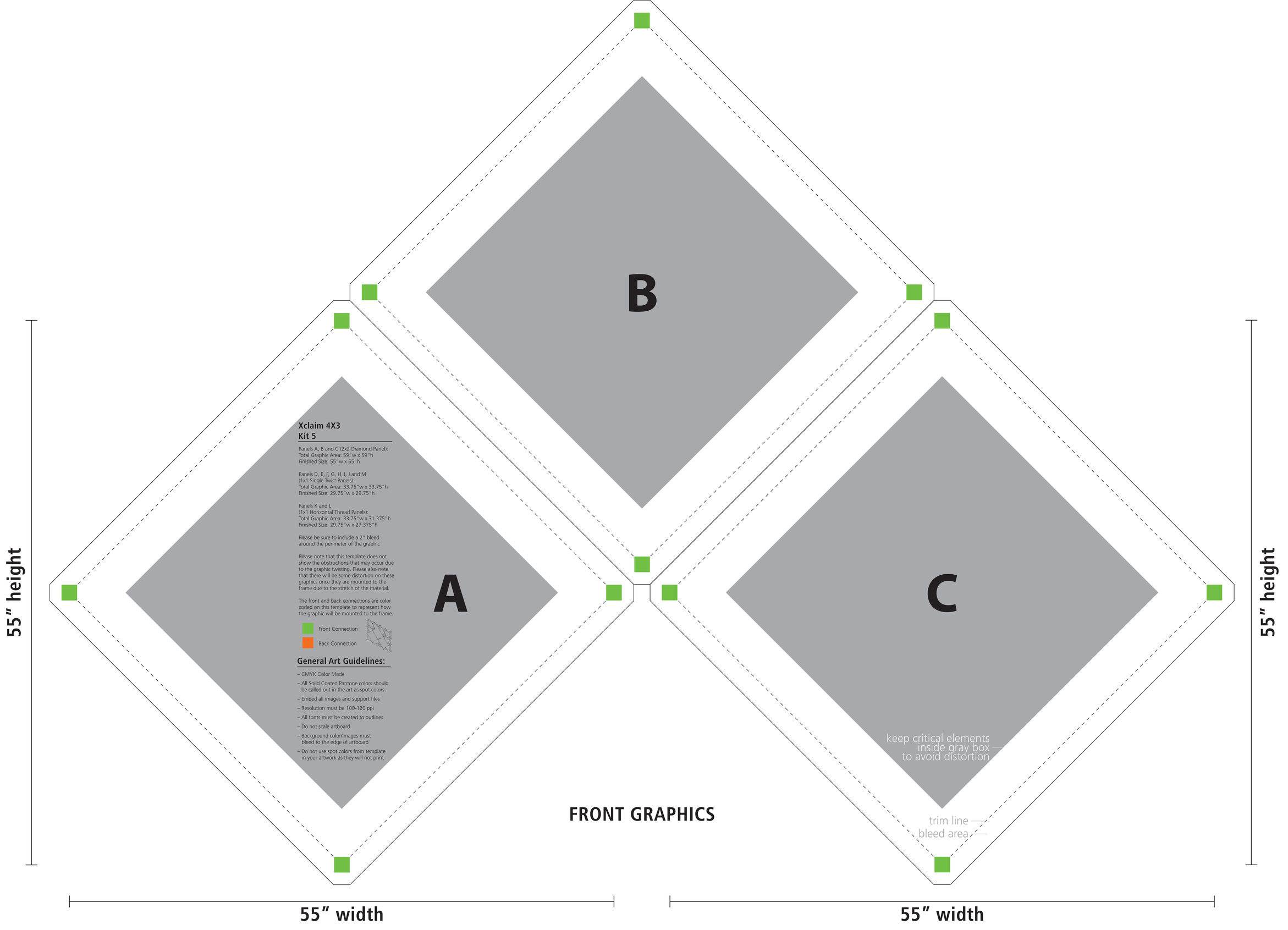
B
A
C
Xclaim 4X3
Kit 5
Panels A, B and C (2x2 Diamond Panel):
Total Graphic Area: 59"w x 59"h
Finished Size: 55"w x 55"h
Panels D, E, F, G, H, I, J and M
(1x1 Single Twist Panels):
Total Graphic Area: 33.75"w x 33.75"h
Finished Size: 29.75"w x 29.75"h
Panels K and L
(1x1 Horizontal Thread Panels):
Total Graphic Area: 33.75"w x 31.375"h
Finished Size: 29.75"w x 27.375"h
Please be sure to include a 2" bleed around the perimeter of the graphic
Please note that this template does not show the obstructions that may occur due to the graphic twisting. Please also note that there will be some distortion on these graphics once they are mounted to the frame due to the stretch of the material.
The front and back connections are color coded on this template to represent how the graphic will be mounted to the frame.
Front Connection
Back Connection
General Art Guidelines:
– CMYK Color Mode
– All Solid Coated Pantone colors should be called out in the art as spot colors
– Embed all images and support files
– Resolution must be 100-120 ppi
– All fonts must be created to outlines
– Do not scale artboard
– Background color/images must bleed to the edge of artboard
– Do not use spot colors from template in your artwork as they will not print
keep critical elements inside gray box to avoid distortion
trim line
bleed area
55" height
55" height
55" width
55" width
FRONT GRAPHICS
D
E
F
G
H
I
J
K
L
M
GRAPHIC FACES FRONT OF DISPLAY
DO NOT DESIGN CRITICAL ELEMENTS ON THIS PANEL
BACK GRAPHICS
29.75" width
29.75" width
27.375" height
27.375" height

Xclaim 4X3
Kit 5

Panels A, B and C (2x2 Diamond Panel):
Total Graphic Area: 59”w x 59”h
Finished Size: 55”w x 55”h

Panels D, E, F, G, H, I, J and M
(1x1 Single Twist Panels):
Total Graphic Area: 33.75”w x 33.75”h
Finished Size: 29.75”w x 29.75”h

Panels K and L
(1x1 Horizontal Thread Panels):
Total Graphic Area: 33.75”w x 31.375”h
Finished Size: 29.75”w x 27.375”h

Please be sure to include a 2” bleed around the perimeter of the graphic

Please note that this template does not show the obstructions that may occur due to the graphic twisting. Please also note that there will be some distortion on these graphics once they are mounted to the frame due to the stretch of the material.

The front and back connections are color coded on this template to represent how the graphic will be mounted to the frame.

Front Connection

Back Connection

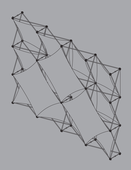

General Art Guidelines:

- CMYK Color Mode
- All Solid Coated Pantone colors should be called out in the art as spot colors
- Embed all images and support files
- Resolution must be 100-120 ppi
- All fonts must be created to outlines
- Do not scale artboard
- Background color/images must bleed to the edge of artboard
- Do not use spot colors from template in your artwork as they will not print

A

FRONT C

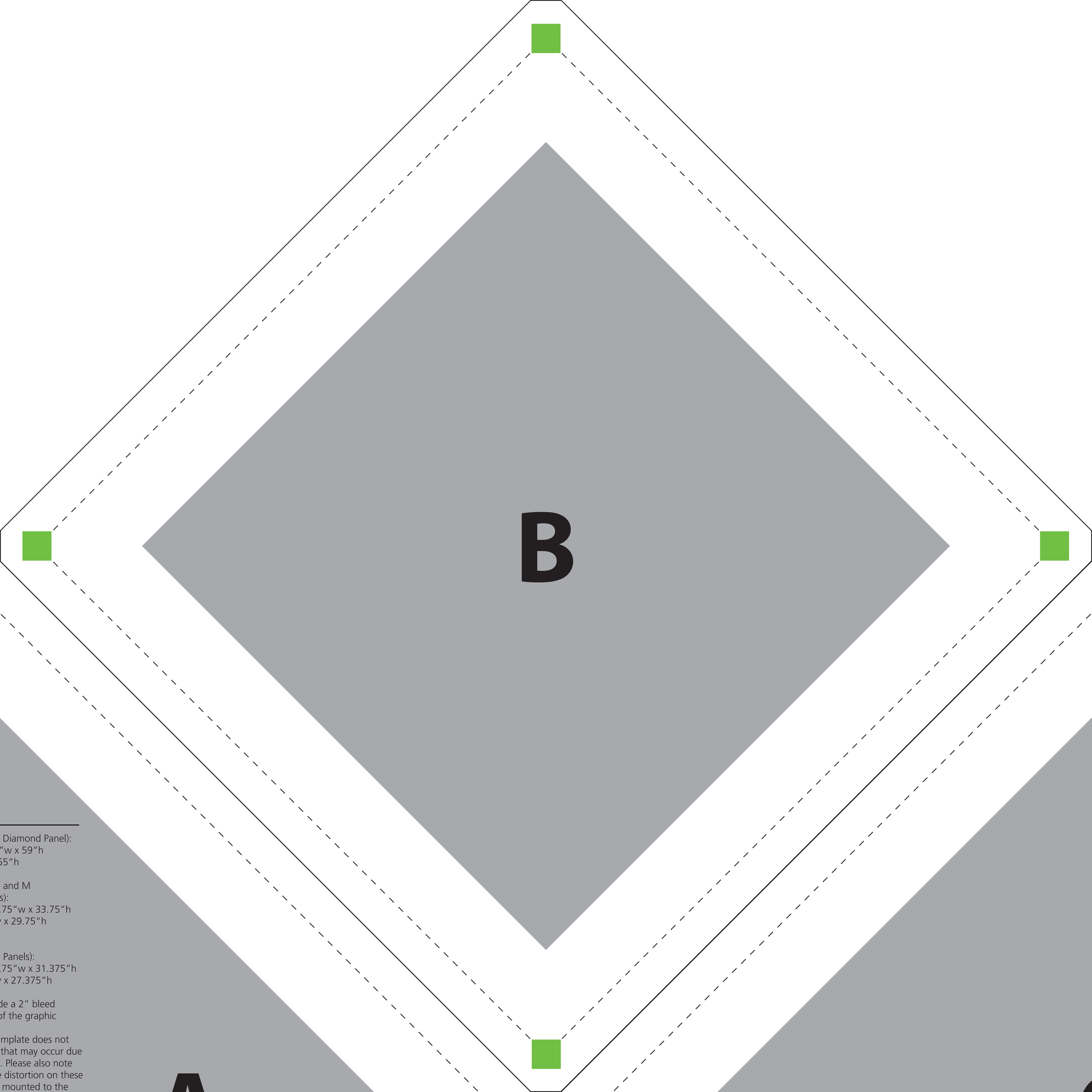

Diamond Panel):
"w x 59"h
55"h

and M
s):
.75"w x 33.75"h
x 29.75"h

Panels):
.75"w x 31.375"h
x 27.375"h

de a 2" bleed
of the graphic

mplate does not
that may occur due
. Please also note
e distortion on these
mounted to the

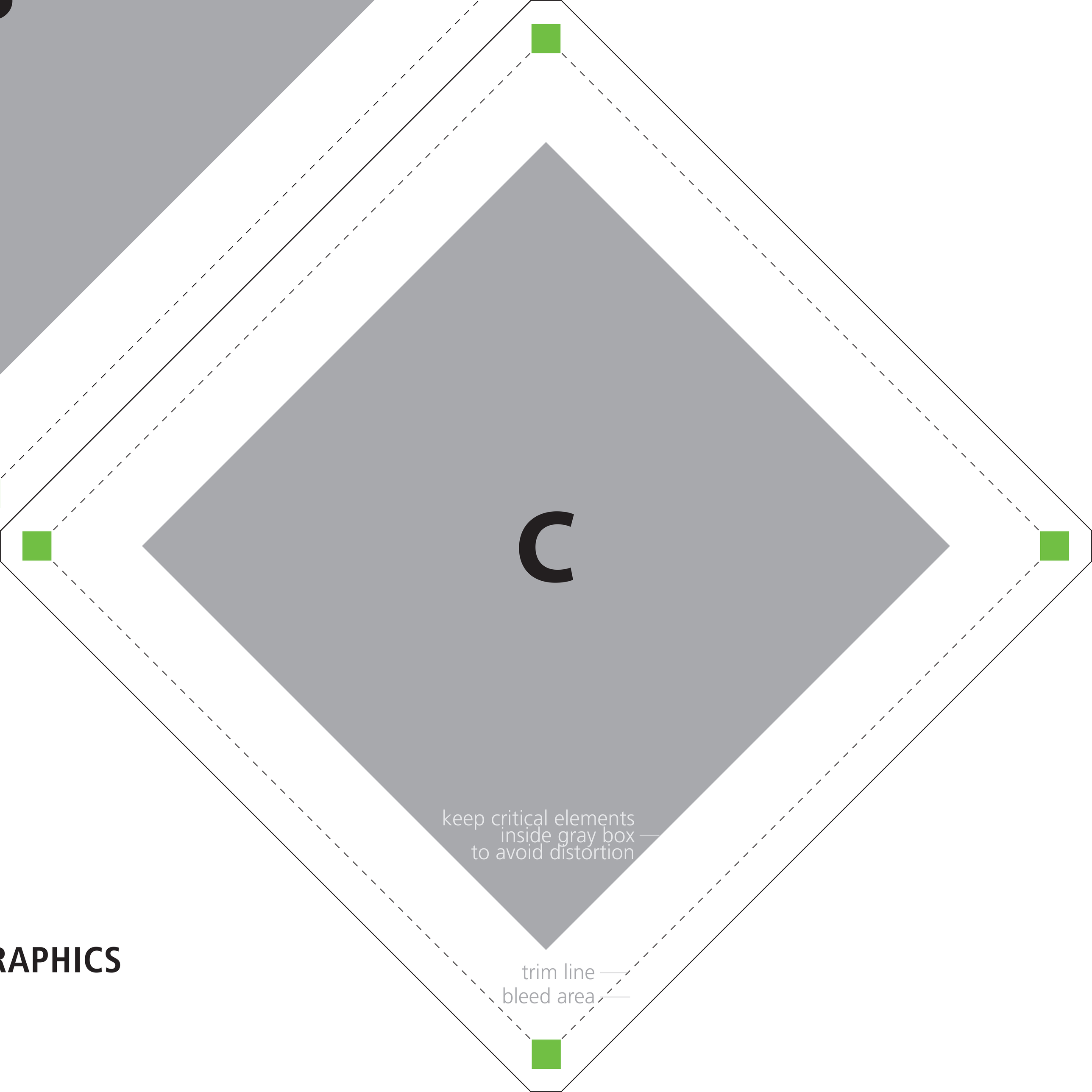
C
keep critical elements
inside gray box
to avoid distortion
trim line
bleed area

RAPHICS

D

GRAPHIC FACES
FRONT OF DISPLAY

DO NOT DESIGN
CRITICAL ELEMENTS
ON THIS PANEL

E

GRAPHIC FACES
FRONT OF DISPLAY

DO NOT DESIGN
CRITICAL ELEMENTS
ON THIS PANEL

F

GRAPHIC FACES
FRONT OF DISPLAY

DO NOT DESIGN
CRITICAL ELEMENTS
ON THIS PANEL

G

GRAPHIC FACES
FRONT OF DISPLAY

DO NOT DESIGN
CRITICAL ELEMENTS
ON THIS PANEL

H

GRAPHIC FACES
FRONT OF DISPLAY

DO NOT DESIGN
CRITICAL ELEMENTS
ON THIS PANEL

GRAPHIC FACES

FRONT OF DISPLAY

DO NOT DESIGN
CRITICAL ELEMENTS
ON THIS PANEL

J

GRAPHIC FACES
FRONT OF DISPLAY

DO NOT DESIGN
CRITICAL ELEMENTS
ON THIS PANEL

K

GRAPHIC FACES
FRONT OF DISPLAY

DO NOT DESIGN
CRITICAL ELEMENTS
ON THIS PANEL

L

GRAPHIC FACES
FRONT OF DISPLAY

DO NOT DESIGN
CRITICAL ELEMENTS
ON THIS PANEL

M

GRAPHIC FACES
FRONT OF DISPLAY

DO NOT DESIGN
CRITICAL ELEMENTS
ON THIS PANEL