


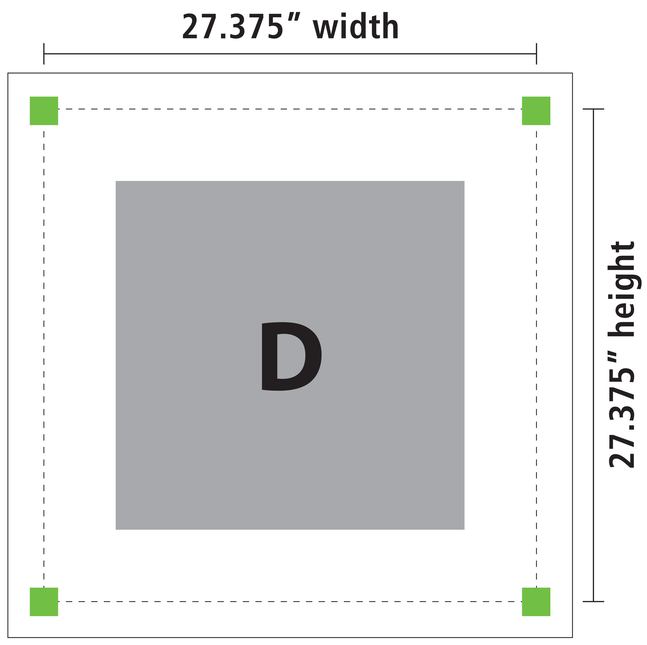


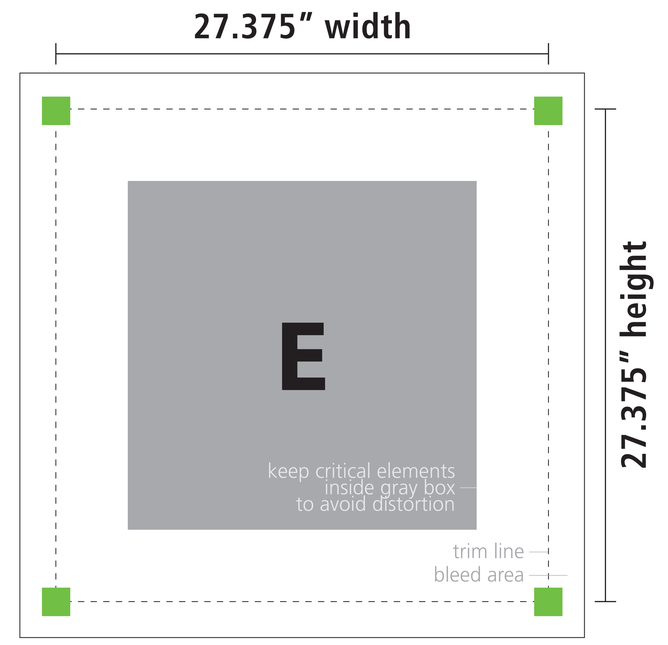


FRONT GRAPHICS

BACK GRAPHICS

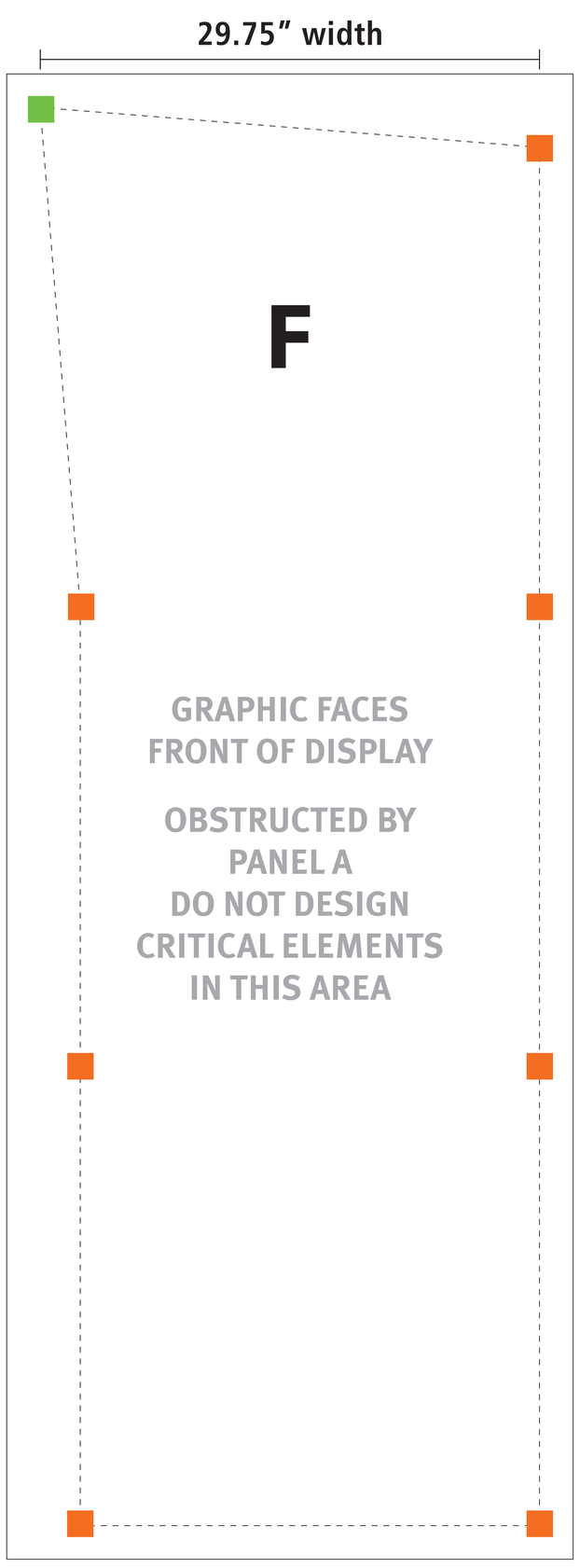


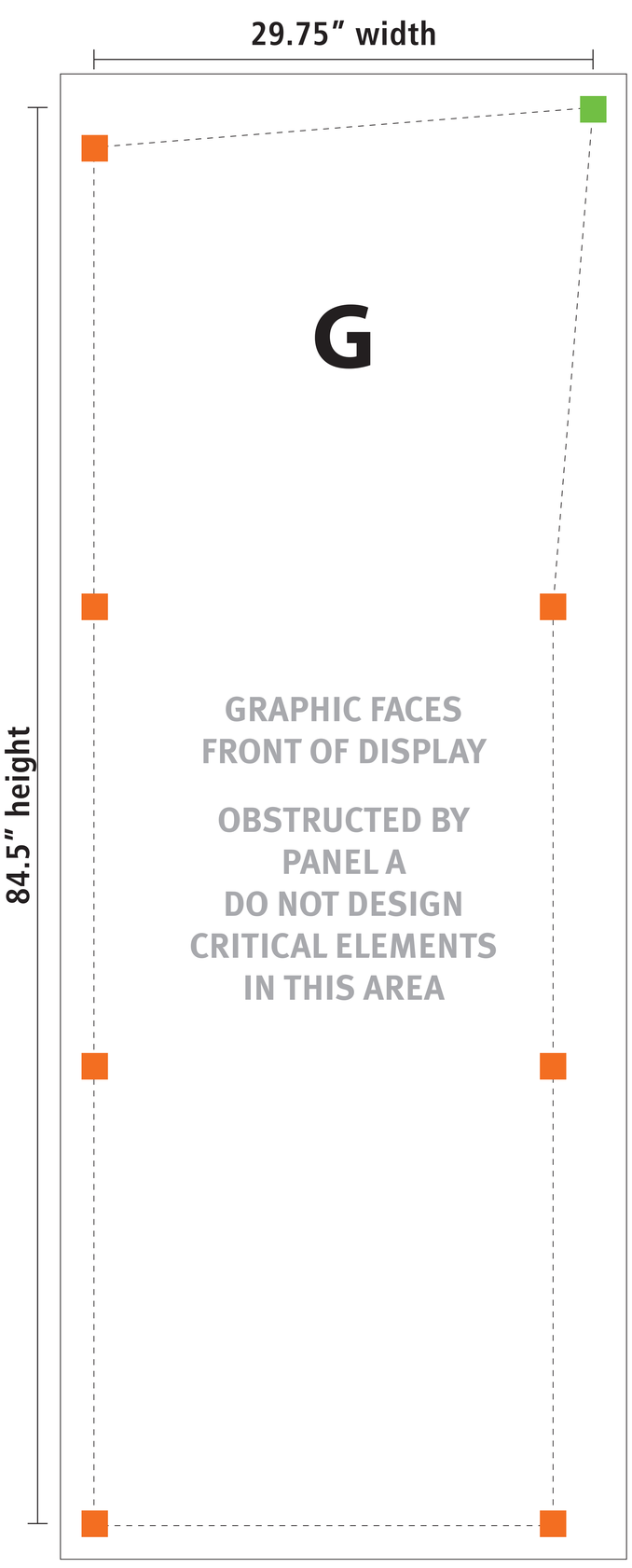


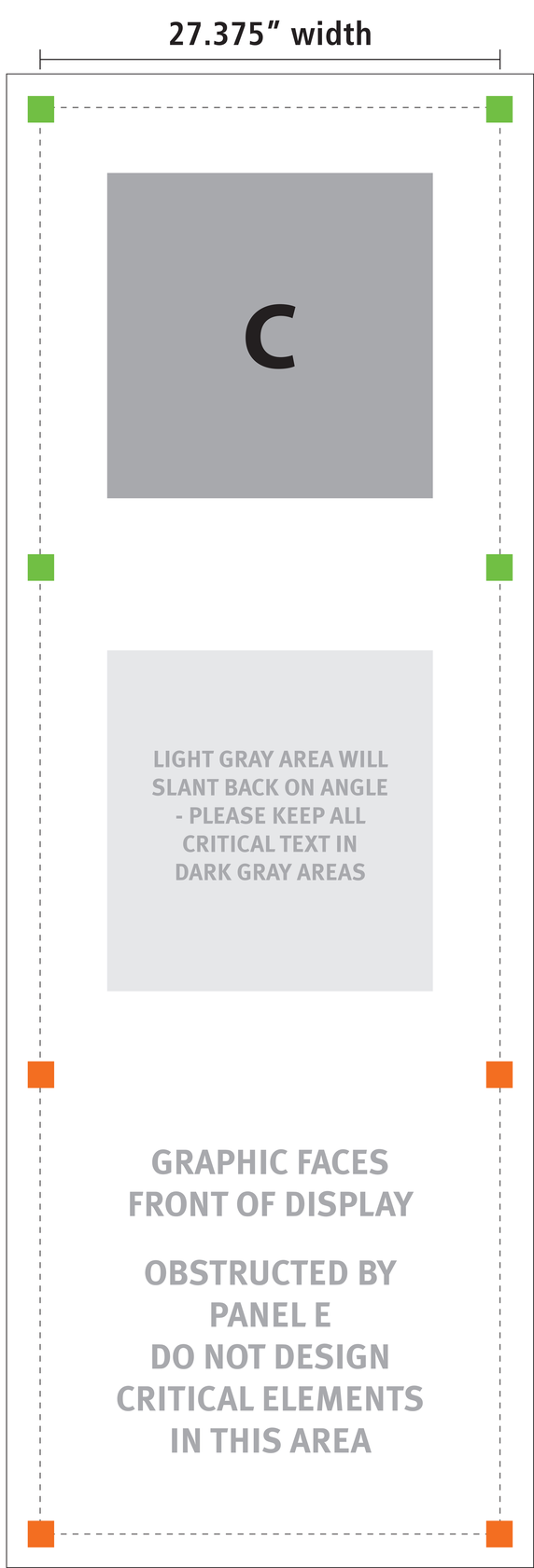

## Xclaim 4x3
## Kit 1

Panels A (2x2 Diamond Panel):
Total Graphic Area: 59”w x 59”h
Finished Size: 55”w x 55”h

Panels B and C (1x3 Thread Panels):
Total Graphic Area: 31.375”w x 89”h
Finished Size: 27.375”w x 85”h

Panels D and E (1x1 Flat Panels):
Total Graphic Area: 31.375”w x 31.375”h
Finished Size: 27.375”w x 27.375”h

Panels F and G(1x3 Single Twist Panels):
Total Graphic Area: 31.375”w x 88.5”h
Finished Size: 29.75”w x 84.5”h

Please be sure to include a 2” bleed around the perimeter of the graphic

Please note that this template does not show the obstructions that may occur due to the graphic twisting. Please also note that there will be some distortion on these graphics once they are mounted to the frame due to the stretch of the material.

The front and back connections are color coded on this template to represent how the graphic will be mounted to the frame.

Front Connection

Back Connection

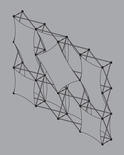

## General Art Guidelines:

- CMYK Color Mode
- All Solid Coated Pantone colors should be called out in the art as spot colors
- Embed all images and support files
- Resolution must be 100-120 ppi
- All fonts must be created to outlines
- Do not scale artboard
- Background color/images must bleed to the edge of artboard
- Do not use spot colors from template in your artwork as they will not print

# A

B

LIGHT GRAY AREA WILL SLANT BACK ON ANGLE - PLEASE KEEP ALL CRITICAL TEXT IN DARK GRAY AREAS

GRAPHIC FACES FRONT OF DISPLAY

OBSTRUCTED BY PANEL D
DO NOT DESIGN CRITICAL ELEMENTS IN THIS AREA

C

LIGHT GRAY AREA WILL SLANT BACK ON ANGLE - PLEASE KEEP ALL CRITICAL TEXT IN DARK GRAY AREAS

GRAPHIC FACES FRONT OF DISPLAY

OBSTRUCTED BY PANEL E
DO NOT DESIGN CRITICAL ELEMENTS IN THIS AREA

D

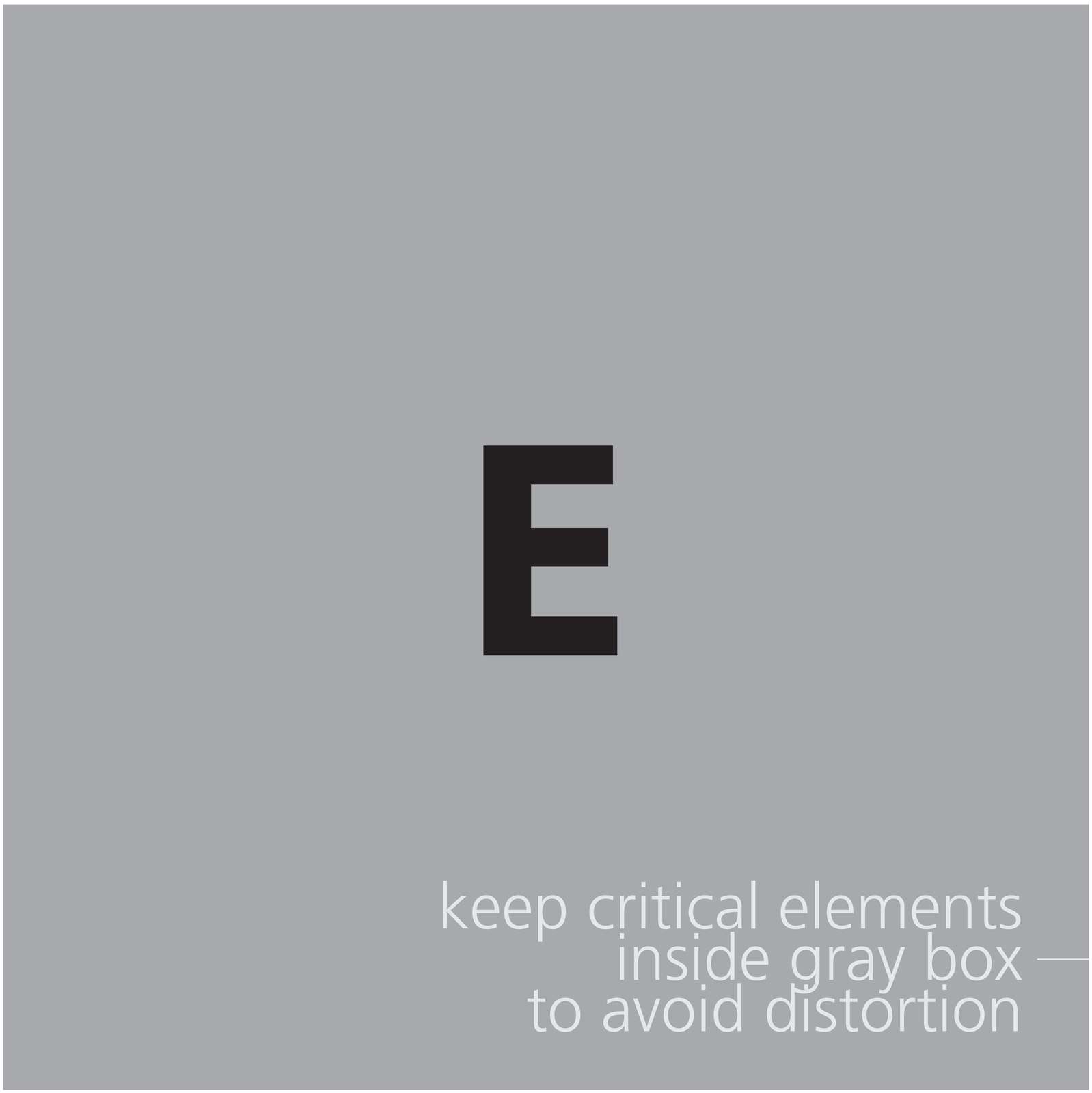


trim line

bleed area

# F

GRAPHIC FACES
FRONT OF DISPLAY

OBSTRUCTED BY
PANEL A
DO NOT DESIGN
CRITICAL ELEMENTS
IN THIS AREA

# G

GRAPHIC FACES
FRONT OF DISPLAY

OBSTRUCTED BY
PANEL A
DO NOT DESIGN
CRITICAL ELEMENTS
IN THIS AREA