

# TABLE THROWS

GLM SELECT - TABLE THROW CAP  
6FT FULL COLOR TABLE CAP  
PRODUCT CODE: OC-TTHR6CAPG



## PRODUCT DESCRIPTION

Full Color Table Caps are now available! Showcase literature and other items on your table with a full color skin graphic that completely covers the top of the table. The cap is taut around the table top and each corner.

## FEATURES

### DISPLAY DIMENSIONS

- 72" W x 29" H x 23.5" D

### GRAPHIC DIMENSIONS

- 82" W x 37" H

### GRAPHIC MATERIAL

- Multi-Stretch Fabric

### GRAPHIC FINISHING

- Dye-Sub Printing

### DISPLAY CONSTRUCTION

- Edges Sewn / Bungee Cord around Perimeter

### COMPATIBLE TABLE SIZE

- 6ft Table: 72" L x 24" W x 29" H

## WEIGHTS & DIMENSIONS (WITH STAND & GRAPHICS)

### SHIPPING WEIGHTS

- Qty 1: 2 lbs

### PACKAGE DIMENSIONS

- Poly Bag: 24"W x 19"H

## TURNAROUND TIME

### GRAPHIC PACKAGE

- 2 business days after proof approval\*

### AVAILABILITY

- WEST COAST FULFILLMENT CENTER

\*After proof approval, for **up to 10 sets**. Reply with approval via e-mail by 4:00pm PT the day prior to the assigned ship date.



# TABLE THROWS

GLM SELECT - TABLE THROW CAP  
6FT FULL COLOR TABLE CAP  
PRODUCT CODE: OC-TTHRW6CAPG



## CARE SHEET - DYE-SUB FABRIC

### HANDLING TIPS

1. Wrinkles can be removed with cool iron or fabric steamer.
2. For storing graphics please remove from plastic packaging that was provided and keep fabric in cool/dry place. Fabric should NOT be stored when damp or wet.
3. Do NOT iron directly on printed sections of fabric.

### WASHING

1. Your fabric graphic can be machine washed. Use MILD soap and cool water. Air dry fabric, dry on frame if frame is available.
2. Fabric must be COMPLETELY dry prior to storing.
3. DO NOT DRY CLEAN

### STAIN TREATMENT

1. Treat stain from backside of fabric.
2. Remove as much debris as possible with a soft bristle brush (do NOT rub too hard).
3. Use a clean, lint-free white cloth. Lightly pat the stain from the outside moving in (to keep stain from spreading).
4. If a cleaning solution is used, rinse the area well with water to ensure NO solution is left on fabric.
5. Most stains can be treated with household fabric stain removers. It is ALWAYS important to test how the solution will react to the fabric. This can be tested by dabbing solution to a small corner of the fabric. Most household cleaners will provide treatment instructions depending on the type of stain.



- Wrinkles can be removed from fabric with a cool iron or steamer.



- Fabric can be machine washed - use cold water, delicate cycle.



- Do NOT bleach fabric



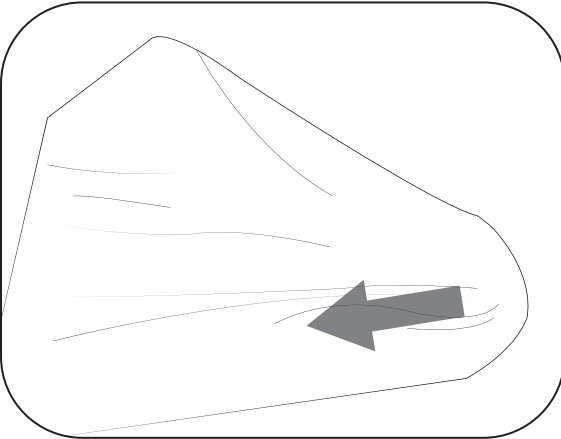
- Do NOT tumble dry. Fabric must be air dried on the frame to prevent shrinking.

# TABLE THROWS

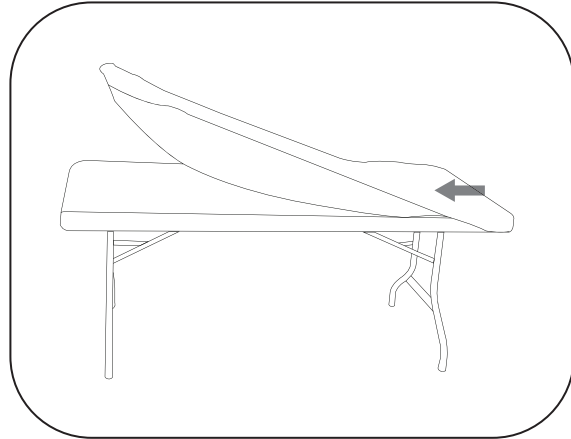
GLM SELECT - TABLE THROW CAP  
6FT FULL COLOR TABLE CAP  
PRODUCT CODE: OC-TTHR6CAPG



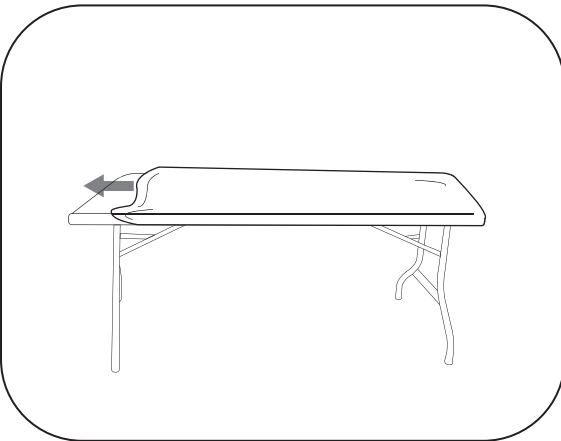
## INSTRUCTIONS



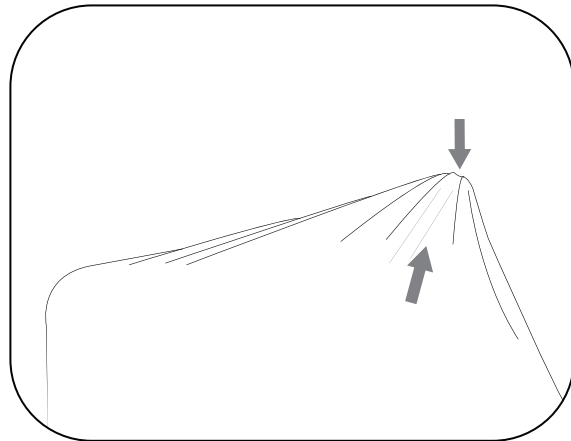
**Begin covering the table at any corner.**



**Continue to cover the entire table.**



**Pull the graphic cap towards the opposite end.**



**Continue to pull the cap over the remaining corners.**