

# LIGHTBOX DISPLAYS

GLM SELECT - 80 MM DOUBLE-SIDED  
LIGHTBOX DISPLAY

PRODUCT CODE: OC-LIGHTBOXG2



Frame



Front View



Double-Sided Back View

## PRODUCT DESCRIPTION

New Lightbox exclusive to One Choice Displays! One Choice Lightbox is the illuminated stand you've been waiting for. A completely toolless setup, LED edge lights are pre-installed on the spine of the 80mm profile, making it perfect as a double-sided lightbox. The lightweight aluminum frame has a smooth outside finish, with two feet for stabilization. Custom SEG UV fabric graphics are easy to install by pushing silicone edges into frame's recessed grooves.

## FEATURES

### DISPLAY DIMENSIONS

- 39 3/8" W x 79 1/8" H x 15" D

### GRAPHIC DIMENSIONS

- 39" W x 79" H

### GRAPHIC MATERIAL

- Dye-Sub Fabric

### GRAPHIC FINISHING

- Silicone beading is sewn around the perimeter of the fabric graphic. Silicone beading is hidden from view once installed.

### DISPLAY CONSTRUCTION

- Aluminum frame

## WEIGHTS & DIMENSIONS (WITH STAND & GRAPHICS)

### SHIPPING WEIGHTS

- (Qty 1): 20 lbs
- (Qty 25): 480 lbs

### PACKAGE DIMENSIONS

- (Single Box): 45" L x 6" W x 13" H
- (Freight): 48" L x 40" W x 61" H skid

## TURNAROUND TIME

### GRAPHIC PACKAGE

- 2 business days after proof approval\*

### AVAILABILITY

- WEST COAST FULFILLMENT CENTER

\*After proof approval, for **up to 10 sets**. Reply with approval via e-mail by 4:00pm PT the day prior to the assigned ship date.



# LIGHTBOX DISPLAYS


GLM SELECT - 80 MM DOUBLE-SIDED  
LIGHTBOX DISPLAY

PRODUCT CODE: OC-LIGHTBOXG2



## LED FEATURES


### LED STRIPS



### LED WIRE CONNECTOR



### TRANSFORMER



### LED STRIP FEATURES

#### LED STRIP LENGTH

- 940mm / pc
- 4 pcs total each Lightbox frame piece

#### EACH LIGHT BEAD

- 1.2 W
- 120 Lumen
- 1.1 W, 24 V

#### LED SIZE

- 940 x 18.2 x 12mm
- 21 Light Beads

#### BEST LIGHTING AREA

- < 1.1 M

### TRANSFORMER FEATURES

#### INPUT (AC)

- 100 / 120V

#### ELECTRIC CURRENT

- 4.16A

#### OUTPUT (DC)

- 24V

#### POWER

- 100W



GLMDISPLAYS

# LIGHTBOX DISPLAYS

GLM SELECT - 80 MM DOUBLE-SIDED  
LIGHTBOX DISPLAY

PRODUCT CODE: OC-LIGHTBOXG2



## PARTS LIST



**QTY 1:**  
**Box Case**

**Outside Dimensions:**  
• 45" L x 12 1/2" W x 5" H  
**Inside Dimensions:**  
• 44" L x 12" W x 5" H




**QTY 1:**  
**Bottom Frame Piece**

• 39 3/8" L x 3 1/8" W



**QTY 4:**  
**Side Frame Pieces**

• 39 3/8" H x 3 1/8" W



**QTY 1:**  
**Top Frame Piece**

• 39 3/8" L x 3 1/8" W




**QTY 2:**  
**LED Wire Connector**

• 3" L



**QTY 1:**  
**Transformer Power Cord**

• 61" L



**QTY 1:**  
**Support Pole**

• 38 3/8" L



**QTY 6:**  
**Connection Clips**

• 2 1/2" H x 1/4" W x 3/8" L

# LIGHTBOX DISPLAYS

ONE CHOICE - 80 MM DOUBLE-SIDED  
LIGHTBOX DISPLAY  
PRODUCT CODE: OC-LIGHTBOXG2



## CARE SHEET - DYE-SUB FABRIC

### HANDLING TIPS

1. If your exhibit fabric has a zipper, please keep zipper closed for storage.
2. Wrinkles can be removed with cool iron or fabric steamer.
3. Fabric should NOT be stored when damp or wet. Store in cool, dry area.
4. For storing graphics please remove from plastic packaging that was provided and keep fabric in cool/dry place.

### WASHING

1. Your fabric graphic can be machine washed. Remove any hardware attached to the fabric prior to cleaning. Use MILD soap and cool water. Air dry fabric, dry on frame if frame is available.
2. Fabric must be COMPLETELY dry prior to storing.
3. DO NOT DRY CLEAN

### STAIN TREATMENT

1. Treat stain from backside of fabric.
2. Remove as much debris as possible with a soft bristle brush (do NOT rub too hard).
3. Use a clean, lint-free white cloth. Lightly pat the stain from the outside moving in (to keep stain from spreading).
4. If a cleaning solution is used, rinse the area well with water to ensure NO solution is left on fabric.
5. Most stains can be treated with household fabric stain removers. It is ALWAYS important to test how the solution will react to the fabric. This can be tested by dabbing solution to a small corner of the fabric. Most household cleaners will provide treatment instructions depending on the type of stain.



- Wrinkles can be removed from fabric with a cool iron or steamer.



- Fabric can be machine washed - use cold water, delicate cycle.



- Do NOT bleach fabric



- Do NOT tumble dry. Fabric must be air dried on the frame to prevent shrinking.