

MONDO 13FT

GLM SELECT® MONDO 13FT
CUSTOM GRAPHIC PACKAGE

PRODUCT CODE: OC-M13



Single Sided



Double Sided

PRODUCT DESCRIPTION

This 13ft Mondo Flagpole banner stand comes with a custom print, stand and water base. The Mondo flagpole is ideal for outdoor events, conference, sport events, etc. The banner design is customized to your graphic artwork, and is printed on a polyester-blend mesh fabric material by the process of dye sublimation. The telescopic aluminum flagpole fits into a plastic base that can be filled with water for stability. The flag is grommeted across the top and down 1 side and attaches to the flagpole with the supplied rings.

WEIGHTS & DIMENSIONS (WITH STAND & GRAPHICS)

SHIPPING WEIGHT

- 12 lbs (pole)
- 15 lbs (base)

PACKAGE DIMENSION

- 6”L x 6”W x 64”H (pole)
- 26”L x 26”W x 10”H (base)

KEY INFO

WIND SPEED RATING

- 18-23 mph

BASE WATER CAPACITY

- 25 Liters/6.6 Gallons

FEATURES

DISPLAY DIMENSIONS

- 39.5”W x 88.5”H x 10.25”D

GRAPHIC MATERIAL

- Dye Sub Mesh Fabric

DISPLAY CONSTRUCTION

- Molded plastic base with aluminum pole and plastic components

GRAPHIC DIMENSIONS

- 30”W x 121”H (single sided)
- 62”W x 121”H (double sided)

GRAPHIC FINISHING

- Hemmed edges with grommets along top and left edges. Blockout fabric sewn between front and back on double sided flags.

TURNAROUND TIME

GRAPHIC PACKAGE

- 2 business days after proof approval*

AVAILABILITY

- WEST COAST FULFILLMENT CENTER

*After proof approval, for **up to 6 sets**. Reply with approval via e-mail by 4:00pm PT the day prior to the assigned ship date.



MONDO 13FT

GLM SELECT® MONDO 13FT
CUSTOM GRAPHIC PACKAGE

PRODUCT CODE: OC-M13




PARTS LIST



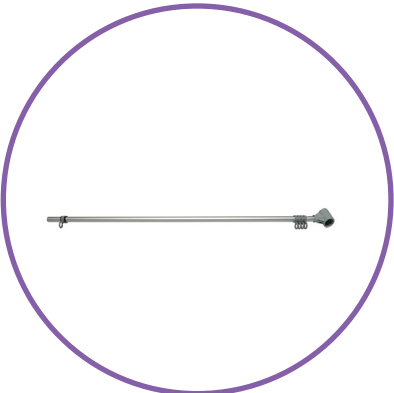
QTY 1
Base



QTY 1:
Support Legs



QTY 1:
Telescopic Flag Pole



QTY 1:
Top Extension Arm



QTY 9:
Ring Clips



QTY 2:
Travel Bags

MONDO 13FT

GLM SELECT® MONDO 13FT
CUSTOM GRAPHIC PACKAGE
PRODUCT CODE: OC-M13



CARE SHEET - DYE-SUB FABRIC

HANDLING TIPS

1. Wrinkles can be removed with cool iron or fabric steamer.
2. Fabric should NOT be stored when damp or wet. Store in cool, dry area.
3. For storing graphics please remove from plastic packaging that was provided and keep fabric in cool/dry place.

WASHING

1. Your fabric graphic CANNOT be machine washed. Remove any hardware attached to the fabric prior to cleaning. Spot clean using MILD soap and cool water. Air dry fabric, dry on frame if frame is available.
2. Fabric must be COMPLETELY dry prior to storing.
3. Do NOT dry clean

STAIN TREATMENT


1. Treat stain on fabric.
2. Remove as much debris as possible with a soft bristle brush (do NOT rub too hard).
3. Use a clean, lint-free white cloth. Lightly pat the stain from the outside moving in (to keep stain from spreading).
4. If a cleaning solution is used, rinse the area well with water to ensure NO solution is left on fabric.
5. Most stains can be treated with household fabric stain removers. It is ALWAYS important to test how the solution will react to the fabric. This can be tested by dabbing solution to a small corner of the fabric. Most household cleaners will provide treatment instructions depending on the type of stain.



- Wrinkles can be removed from fabric with a cool iron or steamer.



- Do NOT machine washed.



- Do NOT bleach fabric



- Do NOT tumble dry. Fabric must be air dried on the frame to prevent shrinking.