

EZ TUBE CONNECT BACKLIT 120"

PRODUCT CATEGORY: EZ FABRIC DISPLAYS

PRODUCT CODE: EZCNCT-BL-STR-120x90



On frame On graphic

PRODUCT DESCRIPTION

Let your message shine! EZ Tube Connect modular tube display is now backlit. Included LED ladder lights attach easily and hook into corresponding holes on the top and bottom tubes. At 90" tall, EZ Tube Connect Backlit has multiple frame widths of 3ft, 5ft, and 10ft. Each EZ Tube Connect Backlit frame connects tool-free, with a simple push button snap to lock and to attach to feet. Configure multiple frames as desired. Feet have two mounting points to connect frames side-by-side. Customize a single-sided fabric graphic that pulls over frame and zips closed underneath. Medium Hard Case included.

DISPLAY DIMENSIONS	120"W x 90"H x 18.75"D
GRAPHIC SIZE	121"W x 89.5"H

GRAPHIC MATERIAL

Dye Sub Backlit Fabric

GRAPHIC FINISHING

Sewn on left, right and top with zipper on the bottom

DISPLAY CONSTRUCTION

56mm Aluminum Tubing

SHIPPING WEIGHTS & DIMENSIONS

Shipping Weight	85 lbs (frames and graphics)
Shipping Dimensions	22"W x 39"H x 17"D

LARGE QUANTITY FREIGHT

Freight Shipping	8 boxes per 48"L x 40"W x 43"H skid
Freight Weight	680 lbs (frames & graphics)

GRAPHIC TURN AROUND TIME

2 business days after proof approval

AVAILABILITY	Pacific Fulfillment Center
--------------	----------------------------

LED LIGHT SPECIFICATION

POWER	9W (per strip)
LED QTY PER STRIP	9
LED STRIP QTY	21
AVERAGE BEAM ANGLE	175 °
TOTAL POWER	189W
VOLTAGE INPUT	24V

SPECS ARE PER LADDER LIGHT

TRANSFORMER SPECIFICATION

VOLTAGE INPUT	100-240V
VOLTAGE OUTPUT	24V
AMPS	6.25A
WORKING TEMP	40°
CERTIFICATES	UL, CE

SPECS ARE PER TRANSFORMER



Single foot connection

Foot Dimensions:
3 1/8" x 18 3/4"



Includes qty 1 Medium Hard Case
Case Inside Dimensions:
20.5"W x 32.5"H x 12"D

EZ TUBE CONNECT BACKLIT 120"

PRODUCT CATEGORY: EZ FABRIC DISPLAYS

PRODUCT CODE: EZCNCT-BL-STR-120x90

PARTS LIST



Top straight tube -10ft (56mm)
(qty 1)



Bottom straight tube - 10ft(56mm)
(qty 1)



L shape connector (56mm)
(qty 2)



Vertical tube(56mm)
(qty 2)



Plastic corner connector (56mm)
(qty 2)



Single foot(56mm)
(qty 2)



LED Light Bag
(qty 4)



Light kit
(qty 4)



Transformer
(qty 4)




Transformer Bag
(qty 4)



YC-E3 wire line
(qty 4)



Medium Hard Case
(qty 1)



Vertical Support Pole
(qty 1)

EZ TUBE CONNECT BACKLIT 120"

PRODUCT CATEGORY: EZ FABRIC DISPLAYS

PRODUCT CODE: EZCNCT-BL-STR-120x90

TEMPLATE

PLEASE DELETE ALL TEMPLATE ELEMENTS BEFORE UPLOADING

**EZ TUBE CONNECT
BACKLIT
120" X 90"**

**SAVE ARTWORK AT DOCUMENT SIZE
121" X 88.5"**

**FINISHED SIZE: 120" X 88"
YELLOW SAFE AREA: 112" X 80"**

**KEEP ALL IMPORTANT GRAPHICS
SUCH AS: LOGOS, TEXT, CONTACT INFO, ETC.
IN THE YELLOW SAFE ZONE**

**ARTWORK IN THE BLUE AREA WILL PRINT BUT IS AT RISK
OF BEING CLOSE TO THE EDGE OR TRIMMED OFF**

Graphic Specifications:
- Create to template specs
- 125 DPI resolution
- CMYK color
- No template lines
- Embed/link all images
- Create to outline all fonts




Acceptable file formats:
- Photoshop (.psd, .psb)
- Illustrator (.ai, .eps)
- Flattened .tiff
- Press quality .pdf

Ver-0219.28

EZ TUBE CONNECT BACKLIT

PRODUCT CATEGORY: EZ FABRIC DISPLAYS
INSTRUCTIONS FOR 3ft, 5ft, and 10ft FRAMES

SETUP INSTRUCTIONS



EZ TUBE CONNECT BACKLIT

PRODUCT CATEGORY: EZ FABRIC DISPLAYS


INSTRUCTIONS FOR 3ft, 5ft, and 10ft FRAMES

TRANSFORMER WIRING INSTRUCTIONS

Power wires for transformers are highlighted in red on the renders below.


Make to sure to set up the ladder lights accordingly.

Feed wiring through the opening for legs on the graphic per renderings.



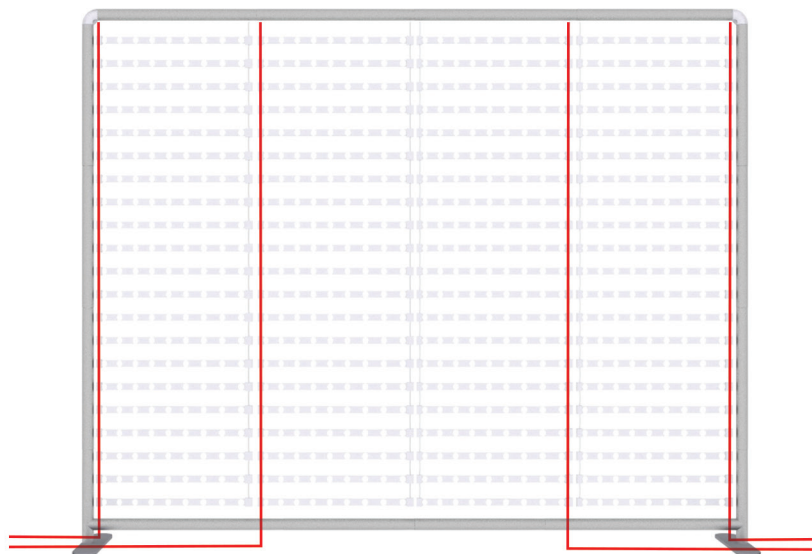
3ft

1 Ladder Light
1 Transformer
1 Outlet Required



5ft

2 Ladder Lights
2 Transformers
2 Outlets Required



10ft

4 Ladder Lights
4 Transformers
4 Outlets Required