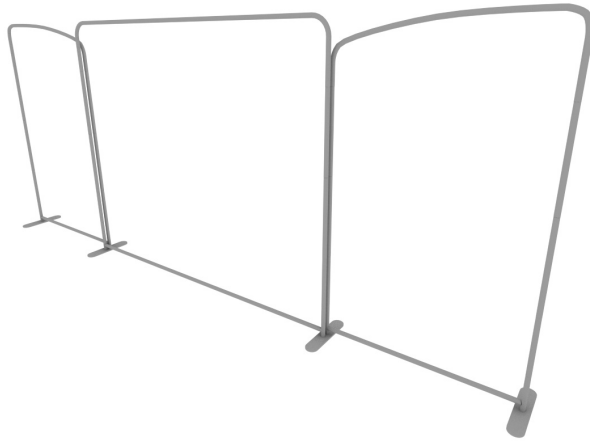


EZ TUBE CONNECT 20FT KIT A (5'X10'5')

PRODUCT CATEGORY: EZ FABRIC DISPLAYS
 PRODUCT CODE: EZCNCT-20KIT-A-5X10X5



On frame On graphic



Single foot connection



Double foot connection

Foot Dims
 3 1/8" x 18 3/4"

PRODUCT DESCRIPTION

Modular has officially met tube frames! EZ Tube Connect modular tube display system lets you configure multiple shapes, sizes and frames. EZ Tube Connect lets you choose from straight, round or slant top shapes, 90" or 96" frame heights, and 2ft, 3ft, 4ft, 5ft, 8ft and 10ft frame widths. Each EZ Tube Connect frame easily connects, using aluminum tubing with push button snaps to lock and to attach to feet. Feet have two mounting points to connect frames side-by-side. Customize single- or double-sided stretch fabric graphics that pulls over frames and zips closed underneath. Medium Hard Case included. (Medium Hardcase Graphic optional)

| | |
|--------------------|------------------------|
| DISPLAY DIMENSIONS | 240"W x 90"H x 18.75"D |
| GRAPHIC SIZE 5FT | 60.75"W x 89.5"H |
| GRAPHIC SIZE 10FT | 121"W x 89.5"H |
| GRAPHIC SIZE MHC | 62.375"W x 32.25"H |

GRAPHIC MATERIAL

Stretch Fabric

GRAPHIC FINISHING

Sewn on left, right and top with zipper on the bottom

DISPLAY CONSTRUCTION

34mm Aluminum Tubing

SHIPPING WEIGHTS & DIMENSIONS

| | |
|---------------------|--------------------------------------------------------------------------------|
| Shipping Weight | 53 lbs (frames and graphics - case 1) 49 lbs (frames and graphics - case 2) |
| Shipping Dimensions | 22"W x 39"H x 17"D (each case) |

LARGE QUANTITY FREIGHT

| | |
|------------------|-------------------------------------|
| Freight Shipping | 8 boxes per 48"L x 40"W x 43"H skid |
| Freight Weight | 408 lbs (frames & graphics) |

GRAPHIC TURN AROUND TIME

2 business days after proof approval (up to 2 kits)

| | |
|--------------|----------------------------|
| AVAILABILITY | Pacific Fulfillment Center |
|--------------|----------------------------|



Connecting Clip



Includes qty 1 Medium Hard Case
 Case Inside Dimensions:
 20.5"W x 32.5"H x 12"D

EZ TUBE CONNECT 20FT KIT A (5'X10'5')


PRODUCT CATEGORY: EZ FABRIC DISPLAYS

PRODUCT CODE: EZCNCT-20KIT-A-5X10X5

PARTS LIST




Top cross bar-10ft straight
(qty 1)




Bottom cross bar-10ft
(qty 1)




Top cross bar-5ft slope
(qty 2)



Bottom cross bar-5ft
(qty 2)



3 section 64" pole
(qty 6)




Bottom Cross Bar L
shape connector
(qty 6)



Single Foot (34mm)
(qty 2)



Double Foot (34mm)
(qty 2)



Center Vertical pole-90"
(qty 1)



MHC
(qty 2)



Soft Bag 5ft
(qty 2)



Soft Bag 10ft
(qty 1)




Connecting Clip
(qty 4)

EZ TUBE CONNECT 2FT, 3FT, 4FT, & 5FT

PRODUCT CATEGORY: EZ FABRIC DISPLAYS
INSTRUCTIONS FOR 90" AND 96" FRAME HEIGHTS

SETUP INSTRUCTIONS



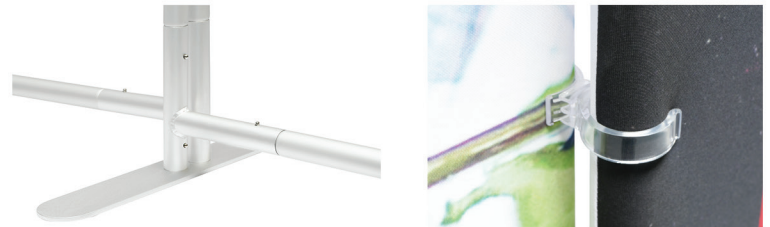
Optional top shapes for frame:




Curved Top



Slant Top



Use double foot and two connecting clips to connect frames side by side.

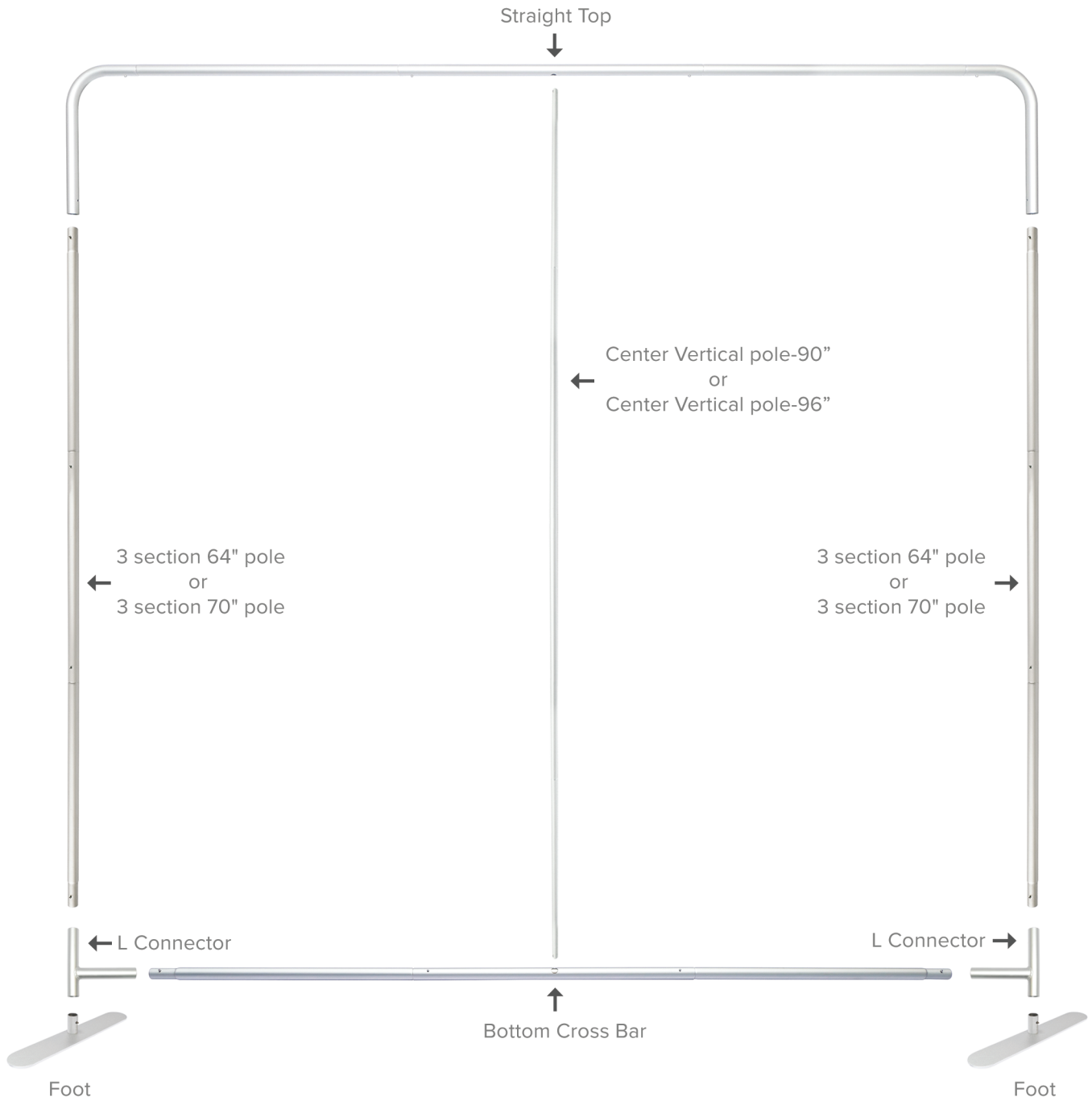


EZ TUBE CONNECT 8FT, & 10FT

PRODUCT CATEGORY: EZ FABRIC DISPLAYS

INSTRUCTIONS FOR 90" AND 96" FRAME HEIGHTS


SETUP INSTRUCTIONS



Use double foot and two connecting clips to connect frames side by side.



Tube Connection



Press button & insert swaged end into receiving end of tubing




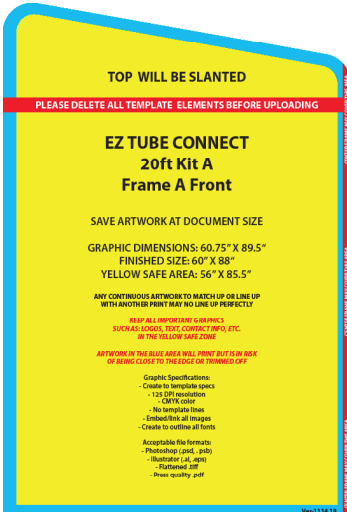
EZ TUBE CONNECT 20FT KIT A (5'X10'5')

PRODUCT CATEGORY: EZ FABRIC DISPLAYS

PRODUCT CODE: EZNCT-20KIT-A-5X10X5

TEMPLATE

FRONT



BACK

