

ECONO ROLL 33.5"

RETRACTABLE BANNER STANDS

PRODUCT CODE: ER33.5



On graphic



Standard Silver Finish



Optional Black Finish



Econo Travel Bag

PRODUCT DESCRIPTION

The Econo Roll delivers a professional looking display at an economical price. Set up and break down of the display takes seconds and conveniently stores in its included padded travel bag. Banner attached to the bottom of stand by double-sided tape and to the top by clamp bar.

DISPLAY DIMENSIONS	33.5" W x 80" H x 15" D
GRAPHIC SIZE	33" W x 80" H

GRAPHIC MATERIAL

Super Flat Vinyl	Hybrid Vinyl
------------------	--------------

GRAPHIC FINISHING

5" Bleed at the bottom

DISPLAY CONSTRUCTION

Sturdy Aluminum Construction

SHIPPING WEIGHTS & DIMENSIONS

SINGLE BOX - 1 Unit	
Shipping Weight	7 lbs (stand only) 8 lbs (frame and graphic)
Shipping Dimensions	36" H x 5" W x 5" D
MASTER BOX - 6 Units	
Shipping Weight	38 lbs (stand only) 48 lbs (frame and graphic)
Shipping Dimensions	36" H x 13.5" W x 9.5" D

LARGE QUANTITY FREIGHT

Master Box - Freight Shipping	28 boxes per 48" L x 40" W x 77" H skids
Master Box - Freight Weight	1,109 lbs (frame only) 1,389 lbs (frame & graphic)

GRAPHIC TURN AROUND TIME

2 business days after proof approval

AVAILABLE ACCESSORIES

LED Clamp Light (110 Volts)	Clamp Light (35 Watts)
Silver Light (50 Watts)	Black Light (50 Watts)

AVAILABILITY

CA and PA



Optional LED Clamp Light



Optional Clamp Light



Optional Silver Light



Optional Black Light


PARTS LIST



(qty 1) Econoroll Retractable Stand



(qty 1) Clamp Bar



(qty 1) Support Pole



(qty 1) Econo Travel Bag

ECONO ROLL 33.5"

RETRACTABLE BANNER STANDS

PRODUCT CODE: ER33.5

SET UP INSTRUCTIONS

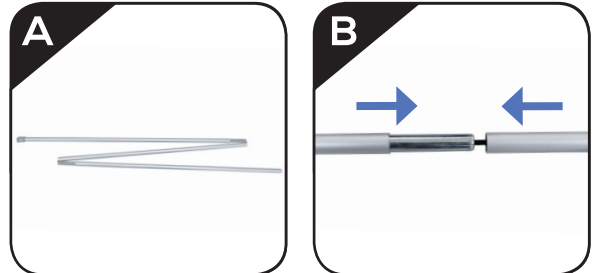
Step 1

Twist the feet.




Step 2

Assemble telescopic pole.



Step 3

Insert telescopic pole into hole.




Step 4

Pull banner out of the base.



Step 5

Attach telescopic pole to the clamp bar.



Step 6

Complete stand.

