


Bag Toss Game

Kit Item #: 280310
Hardware Only Item #: 280311
Graphic Only #: 280312

Product Parts


- 1 - Bag Toss Boards (x2)
- 2 - Bags (4-Blue / 4-Red)
- 3 - Graphics (x2)



Installation


Step 1

Open up the Bag toss boards by unlatching the four plastic clasps on the sides of the product.



Step 2

Open the boards' incline flaps on both the back and front as shown.




Step 3

Carefully slide the graphic into the slots of the boards (as shown) until fully inserted. Repeat for the other board.



Step 4

Keep score using the built-in score slider.



Storage & Care

Store graphics inserted on boards. Clean boards and graphics with damp cloth and wipe dry.

Warranty Information: All products are designed to provide the user with a cost-effective and durable product. Standard warranty is a 'one year parts and labor' warranty which warrants product against defects in material and workmanship. It does not cover damage due to accidents, abuse, or normal wear and tear. Products found to be defective will be replaced or repaired at factory's discretion.